

Cornell Cooperative Extension | Jefferson County


# 4-H/FFA Youth Fair



A Division of the Jefferson County Fair

## July 9–14, 2024

Alex T. Duffy Fairgrounds  
Watertown, New York



Youth are encouraged to bring in their non-animal entry paperwork to the CCE office at 203 N. Hamilton St. Watertown, NY between May 1 and June 1. The entry clerk will also be available to enter your items on Saturday, July 6 between 9:00 a.m. and 2:00 p.m. and Sunday, July 7 between the hours of 11:00 a.m.—1:00 p.m. The deadline for youth 4-H enrollment is May 15, 2024 for the 2023-2024 4-H Year.

## Through The Years!

Cornell Cooperative Extension Association of Jefferson County  
203 North Hamilton Street  
Watertown, NY 13601  
(315) 788-8450

Stephanie Graf	sag58@cornell.edu
Amy Zukas	asw247@cornell.edu
Kara Coon	kjc264@cornell.edu
Dylan Lundy	del223@cornell.edu
Abigail Jantzi	aej48@cornell.edu

Cornell Cooperative Extension is an employer and educator recognized for valuing AA/EEO, Protected Veterans, and Individuals with Disabilities and provides equal program and employment opportunities. Please contact the Cornell Cooperative Extension of Jefferson County office if you require an accommodation.

## Table of Contents

<b>4-H Code of Conduct</b> .....	pg. 3
<b>Youth Fair Schedule</b> .....	pg. 4
<b>What Is This Thing Called County Fair?</b> .....	pg. 5
<b>Youth Fair General Rules</b> .....	pg. 6
<b>4-H Special Awards</b> .....	pg. 8
<b>Fair Participation and Exhibit Sections</b>	
1. Youth Fair Volunteer .....	pg. 9
2. Communications and Expressive Arts.....	pg. 9
2A. Citizenship and Civic Education.....	pg. 10
3. Action Exhibits, Public Presentations, Fashion Show & Performing Arts.....	pg. 10
4. Booth Exhibits .....	pg. 11
5. Special and Unique Exhibits.....	pg. 11
6. Cloverbud Exhibits .....	pg. 12
7. Food & Nutrition.....	pg. 13
8. Clothing & Textiles.....	pg. 15
9. Child Development .....	pg. 16
10. Communication & Expressive Arts .....	pg. 17
10A. Fine Arts.....	pg. 18
10B. Fine Crafts.....	pg. 18
11. Photography .....	pg. 20
12. Science, Technology, Engineering and Math .....	pg. 22
13. Natural Resources .....	pg. 25
14. Vegetable Gardening .....	pg. 28
15. Horticulture.....	pg. 29
30. Contests (Animal & Non-Animal Related).....	pg. 35
<b>Overnight Permission Form</b> .....	pg. 36
<b>Animal Health Requirements &amp; Individual Species Requirements</b> .....	pg. 37
<b>Departments A-K</b>	
A. Dairy Cattle .....	pg. 41
B. Dairy Goats .....	pg. 43
C. Swine.....	pg. 45
D. Sheep.....	pg. 47
E. Beef Cattle.....	pg. 49
F. Meat Goats .....	pg. 51
G. Poultry.....	pg. 52
H. Rabbits and Cavies.....	pg. 55
I. Dogs .....	pg. 56
J. Horses .....	pg. 60
K. Llama and Alpaca .....	pg. 62
<b>Entry Forms (inserts)</b>	
Dairy .....	pg. 65
Beef.....	pg. 67
Llama/Alpaca .....	pg. 68
Goat/Sheep/Swine.....	pg. 69
Rabbit/Cavy/Poultry .....	pg. 70
Horse.....	pg. 71
Dog.....	pg. 72
Herdsmanship .....	pg. 73
<b>Herdsmanship Rubric</b> .....	pg. 74
Non-Animal .....	pg. 75
Youth Fair Volunteer .....	pg. 76
Club/Chapter Booth Entry Form.....	pg. 77



# 4-H Code of Conduct



Our first priority is to create a safe, inclusive space for learning, sharing, and collaboration welcoming to people from diverse backgrounds, cultures and perspectives. Diversity includes, but is not limited to: race, color, religion, political beliefs, national or ethnic origin, immigration status, sex, gender, gender identity and expression, transgender status, sexual orientation, age, marital or family status, educational level, learning style, physical appearance, body size, protected veterans, and individuals with disabilities. CCE actively supports equal educational and employment opportunities. No person shall be denied admission to any educational program or activity on the basis of any legally prohibited discrimination. CCE is committed to the maintenance of affirmative action programs that will assure the continuation of such equality of opportunity.

All 4-H Participants—youth, families, volunteers, and Extension staff—in or attending any activity or event sponsored by Cornell University’s Cornell Cooperative Extension (CCE) 4-H Youth Development Program are required to uphold the values of the NYS 4-H program and conduct themselves according to these standards. The standards also apply to online activity, including social media internet presence.

1. Create a Welcoming Environment for All.
2. Bring Your Best Self.
3. Obey the Law.
4. Honor Diversity—Yours and Others.
5. Create a Safe Environment.
6. Be a Team Player.
7. Participate Fully.
8. Watch What You Wear.
9. Be a Positive Role Model.

## Consequences

Any of the following may be used, depending on severity of the situation:

1. Participant will receive a verbal warning.
2. Participant may remain at the event/activity, but may possibly be barred from a future event.
3. Participant may be asked to leave the event/activity. If a youth, the parent(s) will be called and the youth will be sent home at the family’s expense.

The Code of Conduct is a part of your enrollment form and may be accessed for complete explanation. The form can be found here: <http://ccejefferson.org/4-h-youth/4-h-online-forms>

# 2024 Youth Fair Program Schedule

## Saturday, July 6

9:00 a.m. - 2:00 p.m...Booth Set-Up (4-H, FFA)

## Sunday, July 7

9:00 a.m. - 4:00 p.m...Booth Set-Up (4-H, FFA)

11:00 a.m.-1:00 p.m...All youth exhibits must be checked in, tagged and in place by 1:00 p.m.

11:00a.m.-4:00p.m.....Arrange club booths (youth tent)

1:00 p.m.-4:30 p.m.....Judging for all non-animal sections

## Monday, July 8

10:00 a.m.-6:00 p.m... Arrange club youth exhibits (youth tent)

12:00 p.m.....Poultry exhibits in place (PT)

6:00 p.m.....Rabbits/Cavies in place (PT)

**NOTE: There is a mandatory vet check upon arrival for rabbits and cavies for both 4-H/FFA and open class between the hours of 4:00 p.m. and 6:00 p.m.**

## Tuesday, July 9

9:00 a.m.-9:00 p.m.... Youth Tent Open

8:30 a.m. .... 4-H/FFA Dog Show (Check in ringside at 8:00 a.m.) \*Held at Municipal Swimming Pool\*

10:00 a.m.-12:00 p.m. Livestock weigh in (LST)

12:00 p.m..... Dairy and livestock exhibits in place

1:00 p.m..... Exhibitors Meeting (DST)\*\*

2:00 p.m. .... Lavern Parker Memorial Premier Showmanship Clipping (DST)

2:00 p.m..... Contest of Champions Clipping (DST)

3:00 p.m..... 4-H/FFA Rabbit and Cavy Show (PT)

3:30 p.m..... Lavern Parker Memorial Premier Showmanship Contest (DST)

3:30 p.m..... Contest of Champions (DST)

6:00 p.m..... 4-H members wanting to march in the parade meet at the Youth Tent

7:00 p.m..... Parade (Fairgrounds)

## Wednesday, July 10

9:00 a.m.-9:00 p.m.... Youth Tent Open

9:00 a.m. .... 4-H/FFA Dairy Show & Showmanship (DST)

9:00 a.m. .... 4-H/FFA Hunt Seat Horse Show (Horse Ring) 4-H/FFA Driving & Dressage to follow Hunt Seat Show

10:00 a.m. .... 4-H/FFA Poultry Show (PT)

6:00 p.m..... Line Dancing (DST)

## Thursday, July 11

9:00 a.m.-9:00 p.m.... Youth Tent Open

9:30 a.m. .... 4-H/FFA/Open Sheep Show (LST)

11:00 a.m. .... 4-H/ FFA/Open Market Goat Show (LST)

11:30 p.m. .... 4-H/FFA/Open Dairy Goat Show (LST)

## Friday, July 12

9:00 a.m.-9:00 p.m.... Youth Tent Open

9:00 a.m. .... 4-H/FFA Western Horse Show (Horse Ring)

9:00 a.m. .... 4-H/FFA Dairy Judging (DST)

10:00 a.m. .... 4-H/FFA/Open Llama and Alpaca Show (LST)

11:00 a.m. .... 4-H/FFA Gymkhana Horse Show (Horse Ring)

12:30 p.m. .... Horticulture I.D. (DST)

12:30 p.m. .... Tree I.D. (DST)

3:00 p.m..... 4-H/FFA/Open Swine (LST)

4:00 p.m..... 4-H/FFA/Open Beef (DST)

6:30 p.m..... Ag Trivia Night (DST)

## Saturday, July 13

9:00 a.m.-9:00 p.m.... Youth Tent Open

9:00 a.m. .... Open Horse Show (Horse Ring)

10:00 a.m. .... Public Presentations (Exhibition Hall)

12:00 p.m. .... Youth Livestock Auction (LST)

3:00 p.m. .... 4-H/FFA Pet Show (Youth Tent)

3:30 p.m. .... Youth Baking Entries in Place (Ice Arena)

3:45 p.m. .... Teen Baking Entries in Place (Ice Arena)

4:00 p.m. .... Super Showmanship (LST)

4:00 p.m. .... Youth & Teen Baking Contest

## Sunday, July 14

9:00 a.m.-6:00 p.m.... Youth Tent Open

9:30 a.m. .... Open Rabbit Show (PT)

1:00 p.m.-9:00 p.m.... Family fun activities—open to the public

2:00 p.m. .... Awards Program for 4-H and FFA (DST)

3:00 p.m.-5:00 p.m.... Action exhibits and activities (Youth Tent)

**Barnyard Olympics to be held following awards!!**

6:00 p.m. .... Exhibits released

\*Schedule subject to change without notice.

\*\*Note: It is highly recommended that all exhibitors attend the exhibitor meeting



**TBD**-To be determined

**DST**-Dairy Show Tent

**LST**-Livestock Show Tent

**PT**-Poultry Tent

# What Is This Thing Called County Fair?

The idea of a fair conjures up a variety of images or people, depending on your experiences. Some may immediately think cows, while others may think carnival rides and games. All those images are true, yet a fair is really a place for learning.

Fairs promote the exchange of information and provides an opportunity for people to get together and share ideas and stories. It also gives families a chance to share the experience with parents and siblings, connect with friends, and socialize at activities hosted for youth and adults.

Initially, fair offered a place for youth and adults to meet and exchange ideas and learn new techniques. Today's fairs offer youth participants the ability to plan, to participate, to be recognized and to learn. It also increases their connection to the community as both youth and adults learn more about the interests and activities of young people. Locally and across the country, young people are gaining life experiences and developing as tomorrow's leaders through activities that culminate in exhibiting their work at fair time.

The goal of the 4-H Youth Development program is to create supportive learning environments in which diverse youth and adults reach their fullest potentials as capable, competent, and caring citizens. The 4-H Youth Development program creates opportunities to meet the basic youth development needs by providing a Sense of Belonging (Heart), Mastery of Skills (Health), a Sense of Independence (Head), and a Sense of Generosity (Hands). Research indicates that youth whose basic developmental needs are met in positive ways are likely to grow into active citizens and contributing members of their families and communities.

The county fair is a perfect venue for participants to "show off" their hard work. The educational value of fairs comes from the opportunity to exhibit and demonstrate accomplishment, and the use of recognition and goal setting as teaching strategies.

Young people involved in the 4-H Youth Development program or their schools FFA chapter work toward goals they have set individually and in groups. County Fair allows them to reflect upon their work (i.e., what steps did they need to take to reach their goals), consider the most important things they learned, and evaluate what they might do the same or differently the next time.


The work youth are involved in, whether it is a project or activity, is the method by which young people are challenged and how they learn. The 4-H Youth Development program is well-known for the "learn by doing" approach. This approach is success oriented and involves real-life problem solving by working on real-life projects. Progress and feedback are immediate, with real-life consequences. A 4-H youth participates in the design, implementation, and management of their own learning. They become invested in their goal, organize and manage the means to achieve the goal, and along the way, become internally motivated.

County Fair provides an opportunity for youth to exhibit their work, to evaluate and broaden their perspective on what others have done and what is possible. Exhibiting is an important part of this educational experience and provides an opportunity to learn to set goals, work toward goals, develop standards, develop a sense of achievement, broaden horizons, interact with others, and communicate effectively with others about what they have accomplished.

Fair also provides opportunities for young people to develop leadership skills through service at the fair. Young people are involved in a wide variety of "jobs" that assist the 4-H Youth Development staff and FFA Advisors in promoting their stories. These "jobs" range in degree of responsibility and allow workers to utilize their talents based on age and experience. Elementary-age kids can help set up exhibits for their clubs and assist with the action exhibits. Middle school youth can assist judges, set up displays, give presentations, and help younger kids with activities during the fair. Older youth can serve as mentors for the younger children as well as plan and conduct activities and displays.

County Fair is indeed a learning place for both youth and adults. It provides an opportunity for our community to gain a better appreciation and understanding of the work and accomplishments of the youth in our community. The 4-H Youth Development staff hopes to see you at the 2024 Jefferson County Fair!

*Adapted from Youth, Fairs, and Experiential Learning by Virginia Gobeli*



## Youth Fair General Rules

Please read the following list carefully and contact Amy Zukas at the 4-H office at 315-788-8450 ext 254 or asw247@cornell.edu if you have further questions.

- All animal exhibitors must complete and return entry forms and animal ID forms by June 1.** Exhibitors must complete an entry form and submit it to Cornell Cooperative Extension, 203 North Hamilton Street, Watertown. You may pick up your entry tags on Saturday, July 6 between 9:00 a.m. and 2:00 p.m. or Sunday, July 7, between 11:00 a.m. and 1:00 p.m.
- Youth are encouraged to bring in their non-animal entry paperwork to the CCE office at 203 N. Hamilton St. Watertown, NY between May 1 and June 1.** The entry clerk will also be available at the youth tent to enter items on Saturday, July 6 between 9:00 a.m. and 2:00 p.m. and Sunday, July 7 between 11:00 a.m. - 1:00 p.m.
- Action Exhibit entry paperwork is due to the CCE office at 203 N. Hamilton St. Watertown, NY by June 1.**
- The youth program staff recognizes that “things do not always go as planned.” Substitutions may be made on judging day only in the following manner: Baked Good for Baked Good, Vegetable for Vegetable. As always, we encourage you to list everything you may want to bring to the fair and make any deletions on judging day. **Under no circumstances can a participant substitute out of category (example: a vegetable for a baked good or a sewing box for a flower).**
- A **maximum of 40 exhibits** are allowed per exhibitor in Sections 7–15, with a **limit of 5 items from any one section.** (Exception: Section 14 - a total of 10 items may be entered.) Those members with items over 40 will receive participation ribbons only. **Please Note:** Participants may display as many items as they want within their club’s exhibit.
- Youth **must be** enrolled in either 4-H, FFA or FCCLA. 4-H exhibitors must be enrolled in the Jefferson County 4-H Youth Development program by May 15. FFA and/or FCCLA exhibitors must have been in FFA and/or FCCLA during the past 2023-2024 school year, regardless of age. \*Youth not enrolled in 4-H, are not covered by CCE’s insurance.
- All exhibits must have been grown, made, prepared by or cared for by the exhibitors during the current project year.
- Premiums and ribbons are furnished by the Jefferson County Agricultural Society. Premium checks are mailed from the Jefferson County Fair office usually within two weeks upon completion of County Fair. **County Fair does not need social security numbers to process premium checks. If you do not receive your premium check please contact the Jefferson County Fair office by 8/16/24.**
- The fair management strives to safeguard all exhibits as much as possible, but can assume no responsibility for loss or damage. Exhibits will be accepted only under these conditions.
- Awards and premiums will be withheld from any exhibitor whose conduct and cooperation does not meet the Code of Conduct as determined by the youth fair superintendent, or who removes their exhibits before the designated time.
- Release time for all fair exhibits is 6:30 p.m. Sunday, July 14. No exhibits are released before that time. No premium will be paid if you disassemble any part of an exhibit prior to release time.**
- 4-H Age:** The New York State 4-H Membership year runs from October 1 to September 30. Youth who are five years of age, on or before January 1 of the current club year, may participate as a 4-H Cloverbud member. Youth who are eight years of age, on or before January 1 of the current club year, may participate as a full 4-H member. Youth who turn nineteen years of age, on or before January 1 of the current club year, may not participate as a 4-H member. Persons with an intellectual disability may participate fully in 4-H programs as long as their developmental age is considered to fall between five and nineteen years of age.
- Conference Judging—All exhibitors are expected to present their exhibits to the judges during judging time. This is referred to as conference judging and allows judges to speak directly to the 4-H’ers. This provides positive feedback to the 1.H’er in person and is a good learning experience. **4-H’ers who are not able to attend conference judging must attach a sheet of paper answering the following 5 questions:**
  - 1.What did you learn while doing this project? (Special skill or techniques)
  - 2.What did you enjoy about this project?
  - 3.What was difficult about this project?
  - 4.Have you taught anyone else how to make this project?
  - 5.How long have you been doing this type of project work?
- Youth are encouraged to bring in their non-animal entry paperwork to the CCE office at 203 N. Hamilton St. Watertown, NY between May 1 and June 1. The entry clerk will also be available to enter your items on Saturday, July 6 between 9:00 a.m. and 2:00 p.m. and Sunday, July 7 between the hours of 11:00 a.m.—1:00 p.m.
- Families must make arrangements for someone to pick up youth exhibits on Sunday, July 14, at 6:30 p.m.
- 4-H of Jefferson County Cornell Cooperative Extension staff reserve the right to reject any entry containing themes or language unsuitable for a youth audience under the age of 18.
- The Jefferson County Agricultural Society and Jefferson County Cooperative Extension Association of Jefferson County are not responsible for errors, omissions and/or unpaid premiums after September 15, 2024. No exceptions. Any 4-H members who have not yet re-enrolled and wish to exhibit at county fair must contact our office at 315-788-8450 prior to May 15, 2024, to enroll in 4-H.

# Jefferson County Youth Fair

**Extension staff:** Stephanie Graf, Amy Zukas, Kara Coon, Dylan Lundy, Abigail Jantzi.

**Agriculture Teachers/FFA Advisors:** Tedra Bean, Jennifer Phelps, Melissa Fregoe-Cronk, Matthew Greene, Nichole Hirt, Alissa Donnell, Natalie Porter, & Jay Shimel.

Cornell Cooperative Extension of Jefferson County's 4-H Youth Development program creates opportunities for youth:

## **1. To experience INDEPENDENCE—I pledge my head to clearer thinking...**

Young people need to know they are able to influence people and events through decision-making and action. By exercising independence through 4-H leadership opportunities, they mature in self-discipline and responsibility, learn to better understand themselves and become independent thinkers.

Young people need to learn that decisions they make should be considered carefully and acted upon only after the implications of those decisions are explored and weighed. 4-H club projects allow members to make choices about such things as design and coordinating materials, not to mention selection of topics that are valuable to them. This gives them a base of experience on how to make decisions, and enables them to face the more important choices that must be made later in life.

## **2. To experience BELONGING—I pledge my heart to greater loyalty...**

Young people need to know they are cared about by others and feel a sense of connection to others in the group. This "fellowship" has always been an important part of a 4-H experience. 4-H gives kids the opportunity to feel physically and emotionally safe while actively participating in a group. Current research emphasizes the importance for youth to have opportunities for long-term consistent relationships with adults other than parents. This research suggests that a sense of belonging may be the single most powerful positive ingredient we can add into the lives of children.

## **3. To experience GENEROSITY—I pledge my hands to larger service...**

Young people need to feel their lives have meaning and purpose. By participating in 4-H community service and citizenship activities, they can connect to communities and learn to give back to others. It's clear that these experiences provide the foundation that helps us understand the "big picture" of life and find purpose and meaning.

Community service projects allow 4-H club members to see that their effort to help others is important and valuable. Kids learn that they do not live in a secluded world, but instead it is indeed a global community, which requires awareness and compassion for others.

## **4. To experience MASTERY—I pledge my health to better living...**

In order to develop their self-confidence, youth need to

feel and believe they are capable. They must experience success at solving problems and meeting challenges to develop their self-confidence. By exploring 4-H projects and activities, young people master skills to make positive career and life choices. To do so, they must have access to quality research-based content and have the opportunity to learn by doing. Additionally, they need to have a safe environment for making mistakes and getting feedback, not just through competition, but also as an ongoing element of participation. Finally, kids need the breadth and depth of topics that allow them to pursue their own interests.

The subject matter skills taught in 4-H projects are the foundation for the youth development that occurs in 4-H clubs. Learning how to sew, cook, repair machinery, do woodworking and care for others are just a few of the skills taught in 4-H that can be of economic, social and/or personal value to youth in their future.

*Adapted from Cathann A. Kress, Assistant Director, Cornell Cooperative Extension, 4/2001*

## **Why should we participate in County Fair?**

The ultimate goals of a 4-H member exhibiting at the county fair are:

- To help the younger 4-H member with smiles, big eyes and small fingers to work and say they *could*, they could bake cookies and brownies, they could show a calf in the show ring, they could really show that they care...
- To help the older 4-H member learn about people, how each person is unique, each has their strengths to be proud of, and weaknesses with which to seek help.
- To help adults keep their smiles and their care for 4-H members, our most important product!

It is of utmost importance that 4-H members and their parents understand that the county fair is one of many learning opportunities offered during the 4-H program year. The county fair is not an end in itself. 4-H is not only county fair, but uses county fair as a teaching tool. In fact, a 4-H member does not have to exhibit at the county fair to complete a project, though all members are encouraged to take advantage of the learning and competition that county fair can provide.

It is important that club leaders and project leaders be prepared to support and reinforce a member who feels dejected by a particular ribbon placing. Some positive words and an arm around the shoulders can work miracles.

Remember that each member who exhibits at county fair is a "purple ribbon" child and that it is the child's project that received the blue, red or white ribbon. **(It's what is learned through the preparation of a county fair exhibit that is important; not what ribbon is won!)**

4-H is a **community** of **young people** across America who are learning **leadership, citizenship** and **life skills.**

# Participation Recognition

## Ribbon Awards for 4-H Members

1. Judging in all departments for 4-H members will be done on the Danish award system. All exhibits of truly outstanding quality will be placed in the EXCELLENT group, followed by GOOD and WORTHY.
2. Ribbons are given in all classes for excellent (blue), good (red) and worthy (white) exhibits.
3. All awards are assigned dollar amounts in each class.
4. An OUTSTANDING rosette will be placed on those exhibits deemed by the judges and staff as being extra special.
5. A STATE FAIR rosette will be placed on those exhibits deemed by the judges and staff as being worth of being shown at the New York State Fair.
6. Exhibitors exceeding the limit for items may receive participation ribbons for their additional items.
7. Trophies may be awarded in the following sections on Sunday, July 14, at 2:00 p.m. at the County Fair Award Program in the Dairy Show tent See sections: 2, 2A, 5, 7, 8, 9, 10, 10A, 10B, 11, 12, 13, 14, and 15.

## Incentives for Cloverbud Members

1. Due to age appropriateness, Cloverbuds do not compete for awards.
2. Ribbons are given in the Cloverbud classes for participation.
3. Cloverbuds will receive an incentive dollar amount for their efforts in the project area.
4. The New York State 4-H Membership year runs from October 1 to September 30. Youth who are five years of age, on or before January 1 of the current club year, may participate as a 4-H Cloverbud member. Youth who are eight years of age, on or before January 1 of the current club year, may participate as a full 4-H member. Youth who turn nineteen years of age, on or before January 1 of the current club year, may not participate as a 4-H member. All persons regardless of ability may participate fully in 4-H programs as long as their developmental age is considered to fall between five and nineteen years of age.

## 4-H SPECIAL AWARDS

(To be handed out during the County Fair Award Ceremony Sunday July 14th, 2024. 2pm in the Dairy Show tent)

### Cora B. Merkley Memorial Award

An award will be presented to the outstanding 4-H exhibitor of the youth fair. Selection of the recipient for this award shall be based on the following:

1. **Exhibitor's overall achievement in the youth fair. Awardee will have shown both animal and non-animal projects.**
2. The amount of cooperation and interest displayed by the exhibitor during the entire week of the fair.
3. The exhibitor's interest, ability, and overall growth in 4-H work.
4. The award recipient must acknowledge the donor's donation with a thank you card that we will provide.

**The 4-H Youth Development Program of Jefferson County and the 4-H Leaders have scholarships available for two graduating seniors who have been accepted into a two or four-year college, trade, technical or business school. We will award two scholarships in the amount of \$250 dependent on annual fundraising efforts.**

### Shirley Ashley Memorial Scholarship Award

Shirley was a longtime 4-H leader and active member of the Leader's Association for CCE Jefferson. She volunteered for many 4-H activities and was a large promoter of 4-H public presentations, 4-H cooking projects, and 4-H project record books, as she knew these projects instilled valuable life skills in youth. Shirley understood the value of 4-H programming and always made sure she supported the program and most importantly, the youth enrolled in it.

### The Karen Soule Memorial Scholarship

Karen was a 4-H Educator for CCE Jefferson County. Karen enjoyed working with 4-H youth and sharing her passion for all animals, photography, geocaching and more. Karen encouraged youth to get involved in 4-H programs because she knew it would provide them with valuable 4-H hands-on education that would broaden their life skills.



## Section 1 - Youth Fair Volunteer

Youth are provided the opportunity to share time and talents as 4-H youth volunteers. We ask that volunteers fill out the application in the back of the fair book and turn it in with the fair registration to the 4-H office by June 1 if interested in being a Fair Volunteer. Youth volunteers must sign in and out at the 4-H Information Booth located in the youth tent.

- Volunteers 9-12 years of age are limited to 2, non-consecutive shifts per day.
- Volunteers 12-19 years of age may volunteer for 3 shifts per day with at least one 2 hour break. (Judges' Assistants see specific description.)

### Class No. 101 Youth Volunteer (9-19 years old)

Volunteers must work a 2-hour shift. Staff will instruct the volunteers as to what needs to be done.

### Class No. 103 Activities Volunteer (9-19 years old)

Volunteers must work a 2-hour shift. They will be responsible for teaching activities and helping run games. All training and materials will be provided.

### Class No. 104 Judges' Assistant (12-19 years old)

Must work Sunday, July 7, from 10:30 a.m. to 5:00 p.m. (3 shifts and a 30 minute lunch break.) Snacks provided.



*The Jefferson County Agricultural Society and Cornell Cooperative Extension Association of Jefferson County are not responsible for errors, omissions and/or unpaid premiums after September 15, 2024. No exceptions.*

## Section 2 - Communication and Expressive Arts

- This section is intended to be a showcase for projects that fall under the national curriculum category, Communications and Expressive Arts.
- All work is to be completed by the individual youth exhibitor in the current 4-H program year, not a collaborative effort.
- Creative work should not contain content that would be inappropriate for the general 4-H audience. Any use of unsuitable language or story themes will not be accepted.

### Class No. 201 Portfolio

Portfolio should include the completed NYS Portfolio Summary Document found at <http://ccejefferson.org/4-h-youth/4-h-online-forms>, appropriate project record sheets, and a 4-H Story documenting member participation and evidence of growth through involvement in the 4-H program for the current year. The 4-H Story is a significant and important part of the Portfolio. Exhibitors are expected to pay attention to formatting, spelling and grammar usage. Individual project records from previous years, pages of pictures and actual ribbons should not be included in the Portfolio. Exhibit will be judged on ability of exhibitor to clearly record information, the ease at which judge is able to understand scope of experiences and involvement and the overall 4-H story.

### Class No. 202 Press Releases or Editorials

Entries submitted need to demonstrate 4-H youth member's ability to share information with the various media outlets for the purpose of informing the public about their achievements and accomplishments during the current 4-H year. If the press release was printed in the local newspaper, please include a copy of the published release, indicating date of release and title of publication.

### Class No. 203 Scrapbook

The Scrap Book reflects the use of creative scrapbooking techniques to tell about events and/or activities. The theme may be 4-H or non 4-H in nature. The Scrap Book must have been completed in the current 4-H year. Exhibits will be evaluated on overall appearance and creativity and the appropriate use of scrapbooking techniques to tell a story. The scrapbook can be a 4-H club or individual effort.

### Class No. 204 Project / Record Book

The book is a collection of items assembled to demonstrate involvement in projects and activities during current 4-H year. Judges will be looking for an attractive cover and title page, a table of contents and/or the use of section dividers, and content that reflects involvement in 4-H experiences such as leadership experiences, marketing/public relations, exhibits, projects, community service, presentations, and other activities completed in the current 4-H year. All items such as ribbons, certificates and pictures displayed in the book should be labeled to reflect what experiences they relate to. The book must contain a story that summarizes the accomplishment and skills learned throughout the current year in 4-H. The inclusion of activities that are not 4-H related is acceptable but should be kept to a minimum, keeping the focus on 4-H work. Use appropriate project records found at <http://ccejefferson.org/4-h-youth/4-h-online-forms> and/or 4-H approved curriculum.

## Section 2 - Communication and Expressive Arts (continued)

### Class No. 205 Club/Chapter Promotion Banner

Excellent \$6.00 Good \$4.00 Worthy \$2.00

### Class No. 206 Individual Promotion Banner

Excellent \$4.00 Good \$2.00 Worthy \$1.00

All exhibits qualifying for the above two classes must have been made during the current program year (Oct. 1, 2023- Sept. 30, 2024) and must be the result of a 4-H promotional activity like a community display, window display, parade, etc. Examples would be club banners, 4-H promotional posters or any medium used to promote the 4-H Club program in Jefferson County. Club banners are to be at least 2'x 4', individual banners are to be no smaller than 3'x 2' and no larger than 3'x 4'. Banners must be designed to hang vertically or horizontally, or to be carried horizontally, and must be equipped with a dowel on top suitable for hanging or carrying. 4-H Club Banners must indicate the club's name as well as their affiliation with Cornell Cooperative Extension of Jefferson County -4-H Youth Development Program. They also must incorporate the 4-H clover. All exhibits must have a statement card attached stating name of group, number of participants, age range, method of promotion and purpose.

*The Jefferson County Agricultural Society and Cornell Cooperative Extension Association of Jefferson County are not responsible for errors, omissions and/or unpaid premiums after September 15, 2024. No exceptions*

## Section 2A - Citizenship and Civic Education\*

### Class No. 207 Community Service

Poster, scrapbook (pictures with descriptions) or three-dimensional exhibit describing a community service project conducted by a group or individual.

### Class No. 208 Community Pride

This class is designed to demonstrate projects that recognize youth as active citizens. Exhibit must have two parts:

- A two page summary of the project.
- A 3-dimensional exhibit or scrapbook (pictures with descriptions). Exhibit may visually display the entire project or highlight certain parts in a manner which tells the public what positive effects the project had on the community.

Excellent \$10.00 Good \$6.00 Worthy \$4.00

### Class No. 209 Other

This class is for other community service projects that fall outside of the Citizenship and Civic Education classes listed above.

*The Jefferson County Agricultural Society and Cornell Cooperative Extension Association of Jefferson County are not responsible for errors, omissions and/or unpaid premiums after September 15, 2024. No exceptions.*

\*Section not offered at State Fair

## Section 3 - Action Exhibits, Public Presentations, Fashion Show & Performing Arts

### Class No. 301 Action Exhibits

- All Jefferson County 4-H clubs, FFA and FCCLA chapters are encouraged to prepare and present an action exhibit.
- An action exhibit is a hands-on activity.
- Clubs or chapters must provide all supplies and equipment needed for its action exhibit. A fee may be charged to cover the cost of materials. You are responsible for collection of money.
- You must request a time period of at least one hour or longer Tuesday through Sunday.
- Action exhibits will be conducted at the Youth Tent.
- Participating 4-H clubs, FFA or FCCLA chapters will receive a \$5.00 a day premium.
- Participants must register by June 1.** During county fair week, participants must sign in and out at the 4-H Information Booth to be paid a premium.
- Individuals assisting with action exhibits will receive \$3.00 per day.

### Class No. 302 Public Presentations

An opportunity for youth ages 8 – 19 years of age to showcase their talents. Participants may use any type of communication style: Demonstration, Illustrated Talk, Speech, Recitation, Dramatic Interpretation, Song or Dance to showcase their particular skills and abilities. Program is designed to attract the public to want to sit, listen and learn. This is a great opportunity to share individual/group talent with a general audience and to get people excited about 4-H.

- Must provide own equipment and supplies.
- Must register on entry form by June 1** - \$3.00 premium.
- Cloverbuds see Section 6.
- Must sign in one hour prior to event time at the 4-H Information Booth located in the youth tent.
- Participants do not have to participate in the county public presentation event.

## Section 3 - Action Exhibits, Public Presentations, Fashion Show & Performing Arts (cont.)

### Class No. 303 Performing Arts Show

- Must provide own equipment and supplies and be respectfully done.
- **Must register on entry form by June 1.** Please include title of act or presentation.
- Examples can include: Clowning/Mime, Dance/Movement, Drama/Theater, Music/Sound.
- Premium of \$3.00.
- Cloverbuds see Section 6.
- Must sign in one hour before show time at the 4-H Information Booth.

### Class No. 304 Fashion Show

- Participants must turn in commentary cards prior to the fashion show.
- Must sign in one hour prior to show time at the 4-H Information Booth.
- **Must register on entry form by June 1.**
- Premium of \$3.00.
- Cloverbuds see Section 6.

### Class No. 306 4-H Pet Show

- **Must register on entry form by June 1.**
- Participation ribbons only, no premiums paid.

*The Jefferson County Agricultural Society and Cornell Cooperative Extension Association of Jefferson County are not responsible for errors, omissions and/or unpaid premiums after September 15, 2024. No exceptions.*

## Section 4—Booth Exhibits

### Class No. 401 FFA or FCCLA Booth Exhibit

- Open to any Jefferson County FFA or FCCLA chapter composed of active members.
- Chapter to furnish the material and table for exhibit.
- Exhibit to show some educational phase of FFA, FCCLA or an agricultural education program.
- Each booth must be identified with a banner approximately 1' x 2' with the name of the chapter.
- **Each chapter wishing to have a booth exhibit must notify the group advisor and register with the 4-H office on entry form by June 1.**

### Class No. 402 4-H Club Booth Exhibit

- All Jefferson County 4-H clubs are encouraged to use a 4-H exhibit booth to display members' entries during the duration of the county fair.
- Clubs are to supply their own tables. Cornell Cooperative Extension may have tables to be used, but club leaders need to ask the office prior to fair if this is needed.
- All participating 4-H clubs will receive a rosette and a \$10.00 premium.
- **Must register by emailing Amy Zukas at [asw247@cornell.edu](mailto:asw247@cornell.edu) or calling 315-788-8450 ext 254 no later than June 1.**
- This year's theme is "Capture the Creativity"
- Your exhibit should encourage non 4-H youth to want to join 4-H!


*The Jefferson County Agricultural Society and Cornell Cooperative Extension Association of Jefferson County are not responsible for errors, omissions and/or unpaid premiums after September 15, 2024. No exceptions.*

## Section 5—Special and Unique Exhibits

### Class No. 501 Other

Class is an option for exhibits deemed to be worthwhile but fall outside of the categories described. The decision to bring such exhibits to State Fair is left to the discretion of the Extension 4-H Program Manager: Amy Zukas, 315-788-8450 ext 254 or [asw247@cornell.edu](mailto:asw247@cornell.edu). Examples could include:

1. Nutrition and Fitness journals, displays, projects, etc.
2. Multicultural journals, displays, projects, etc.



*The Jefferson County Agricultural Society and Cornell Cooperative Extension Association of Jefferson County are not responsible for errors, omissions and/or unpaid premiums after September 15, 2024. No exceptions.*

## Section 6 - Cloverbud Exhibits

### Cloverbud Guidelines:

1. The New York State 4-H Membership year runs from October 1 to September 30. Youth who are five years of age, on or before January 1 of the current club year, may participate as a 4-H Cloverbud member. Youth who are eight years of age, on or before January 1 of the current club year, may participate as a full 4-H member. Youth who turn nineteen years of age, on or before January 1 of the current club year, may not participate as a 4-H member. Persons with an intellectual disability may participate fully in 4-H programs as long as their developmental age is considered to fall between five and nineteen years of age.
2. Each Cloverbud animal exhibitor must fill out the entry form enclosed in this booklet and return it to the Cornell Cooperative Extension office by June 1.
3. Cloverbuds may bring up to **15 exhibits in Section 6 class No. 605** which were completed during the past 4-H year. They will be reviewed by trained Cloverbud judges. Cloverbuds may display all projects they worked on throughout the year in their club booth.
4. All non-animal exhibits must have exhibit tags attached to them for identification.
5. Cloverbuds are encouraged to bring in their non-animal entry paperwork to the CCE office at 203 N. Hamilton St. Watertown, NY between May 1 and June 1. The entry clerk will also be available at the youth tent to enter your items on Saturday, July 6 between 9:00 a.m. and 2:00 p.m. and Sunday, July 7 between 11:00 a.m.—1:00 p.m.
6. Cloverbud exhibits are not "judged" but Cloverbuds are encouraged to present their exhibits to the trained Cloverbud judge and talk to them about their projects.
7. All 15 exhibits will receive a special Cloverbud ribbon and cash incentive of \$1.00 for each non-animal exhibit. Cloverbuds will receive participation ribbons only for any other exhibits they bring.
8. Cloverbuds have the opportunity to show at state fair as "Participation" only.
9. Cloverbuds showing in Showmanship classes must be accompanied by a person at least 14 years of age who is familiar with showmanship of the particular animal.
10. Cloverbuds will not be judged, but there will be an judge to talk about their showmanship style.
11. All Cloverbuds entering animal classes will receive a Cloverbud ribbon and cash incentive of \$1.50 per class. This cash incentive **is not** a premium.
12. If you are interested in learning about showmanship and do not have an animal, contact Amy Zukas at the Cornell Cooperative Extension office at 315-788-8450, ext. 254 before June 1, so arrangements can be made for you to borrow an animal.

### Class No. 600 Cloverbud Portfolio

- Table of Contents.
- Cloverbud Completion Certificate (first year members will have not received one yet).
- Divider page (labeled) current year.
- Title page includes: name, address, age, 4-H Club name, years in 4-H, and a recent photo.
- Certificates, ribbons, evaluation sheets.
- 4-H Resume.
- Dividers (past years).
- Project records.

### Class No. 601 Fashion Show

- Must turn in commentary cards the day of the fashion show.
- **Must register by June 1.**
- Must sign in at the 4-H Information Booth 1 hour prior to the Fashion Show.

### Class No. 602 Performing Arts Show

- Must provide own equipment and supplies. Performance must be respectful.
- **Must register by June 1.**
- Must sign in at the 4-H Information Booth one hour before show time.
- Must turn in commentary cards the day of the show.

### Class No. 603 Show 'N Tell (Public Presentations)

- Must provide own equipment and supplies. Presentation must be respectful.
- **Must register by June 1.**
- Must sign in at the 4-H Information Booth one hour before the event.

### Class No. 604 Cloverbud Packed Lunch

- Lunch boxes will be judged by the MyPlate guidelines. Be sure to get current MyPlate guidelines by calling the Cornell Cooperative Extension office at 315-788-8450, or go to [myplate.gov](http://myplate.gov).
- Nothing perishable unless a cold pack is included.
- Lunch should include one (1) serving of vegetable, fruit, protein, dairy and 1-2 servings of grain (serving size ½ cup). No juice boxes unless 100% fruit or vegetable juice.
- Plan on eating the lunch after judging or take the lunch home. **The lunch pail and entry tag must remain on display.**

### Class No. 605 Cloverbud Work

(Includes food and nutrition, clothing and textiles, crafts, art, woodworking, vegetables, plants, Bug in a Jug, etc.)

*The Jefferson County Agricultural Society and Cornell Cooperative Extension Association of Jefferson County are not responsible for errors, omissions and/or unpaid premiums after September 15, 2024. No exceptions.*

## Sections 7-15—Home Economics Guidelines

- All exhibits must have been made, grown, prepared by or cared for by the 4-H member from August 1, 2023—July 2, 2024.
- There will be a maximum of **40 exhibits** allowed per exhibitor in sections 7-16 and a limit of **five** items from any one section. The exception is Section 14, where a total of **10** items may be entered. Those items over 40 will receive participation ribbons only. Please note: participants may display as many items as they want within their club exhibit. **Choose examples of your best work.**

### Section 7 - Food and Nutrition

#### General Guidelines:

- a. The exhibitor must have baked all baked entries from scratch. No ready-made, refrigerated or frozen dough, pastry crust or box mixes are permitted.
- b. Our goal is to encourage the mastery of skills. Fewer ingredients generally mean a simpler recipe. The more experienced 4-H member is encouraged to exhibit a more difficult recipe. Exhibitors are encouraged not to exhibit in the same class year after year. This is to demonstrate mastering new skills.
- c. Demonstrate good nutritional choices in your recipe selection. The recipe may not include alcohol as an ingredient. (This does not include vanilla which is a standard ingredient in recipes.)
- d. A recipe can only be entered in one class in the Food and Nutrition section.
- e. No exhibits requiring refrigeration (cream or custard based pies, cakes, cream cheese) are allowed for entry.
- f. Do not bake muffins or cupcakes in paper liners.

#### Preparing the Entry:

- g. An exhibit is: 3 samples of small items (cookies, muffins, cupcakes, rolls, breadsticks, pretzels or similar products); ½ of large item (loaf bread, cake, coffee cake or similar products); or whole item if needed to convey appearance of product (pie, animal shaped breads or similar products).
- h. Remove all items from baking pans (except pies) and exhibit on paper plates or foil-wrapped cardboard. Exhibit must be covered with plastic resealable baggies – no plastic wrap. Do not bake muffins or cupcakes in paper liners.
- i. Youth should be prepared to share new skills mastered and nutritional choices made.
- j. Include the recipe with all baked entries. This can be on a recipe card or printed from the computer. The recipe must include the product name, amount of ingredients, preparation steps, yield and recipe source. Indicate how the recipe was modified to make it healthier if applicable.

#### Class No. 701 Cookies

No frosting or added decorations that are not part of the recipe.

- a. Drop cookies; ex. Chocolate chip, applesauce, oatmeal, etc.
- b. Hand shaped; ex. Peanut butter, snickerdoodles, crinkles, etc.
- c. Bar cookies; ex. Date bar, pumpkin bar, brownies, layered fruit bars or other batter cookies.

#### Class No. 702 Muffins, Biscuits & Breads (No Yeast)

- Muffins: plain, whole wheat, cornbread, bran, apple or other.
- Biscuits or scones: plain, whole grain, flavored, or other shaped (rolled and cut). No toppings.
- Loaf Bread (not yeast leavened). Banana, blueberry, apple, pumpkin, or other bread baked in a loaf pan. No toppings.

#### Class No. 703 Yeast Breads

- Yeast Rolls: Plain, whole grain, flavored, or other yeast rolls of any shape; does not include fancy rolls with fillings or frosting.
- Yeast Bread: Plain, whole grain, flavored, or other, baked in a loaf pan.
- Shaped bread: an exhibit is any small (such as pretzels or breadsticks), or large (such as animal shaped) hand shaped bread. Does not include fancy yeast breads with fillings or frosting.

#### Class No. 704 Healthy Snack

This may be an actual food exhibit, poster, photos or may include faux food. The idea is to prepare an example of a healthy snack that you might have yourself or may prepare for friends. Actual food exhibits must be able to be presented without the need of refrigeration. Examples of Healthy Snacks: veggie platter or fruit kabob. Exhibitor entry statement card should include serving size and information about the nutritional value of the snack.

#### Class No. 706 Heritage/ Cultural Foods

An exhibit is a sample of any baked item associated with cultural customs/tradition of family or country populations. Entry must include: (a) recipe and (b) tradition associated with preparing, serving, eating the food. Cookies, muffins, bread, cake, cupcakes, coffee cake, pie or other baked items. May have frosting or topping if recipe calls for it.

#### Class No. 707 Menu For A Day

The menu should include complete listing of all meals and snacks that would be eaten over a one-day period. A description of individual or family for whom meals are intended must be included. Typed exhibit with photos is recommended, creativity is encouraged.

#### Class No. 708 Packed Lunch

Entry is to be presented in a lunch bag or box (always good to think about how this will be displayed at your county booth. Display may include photos or pretend food, if actual items will not hold up. Exhibitor entry statement card must include the following: a Dietary needs of individual that lunch is for (Ex. A. 3rd grader will require less food than a high school athlete; B. Facilities available for keeping lunch for example will this be used on a trail ride? )

## Section 7 - Food and Nutrition (continued)

### Class No. 709 Preserved Foods

Any processed food, including dried foods, will be evaluated based on appearance and process used. If there is a concern about food safety, the entry may not be tasted. Attach a separate card with all required information for your entry per the following. Have a label on top of entry to include product name and date processed. Also include a step by step description of the processing. Call April Bennett at Cornell Cooperative Extension at 315-788-8450 for information on safe food processing techniques. Maple syrup may be entered in Class No. 719.

#### Criteria for Exhibiting Home Canned Foods:

- Remember: use only United States Department of Agriculture (USDA) tested and approved recipes. The USDA has researched, tested and approved recipes for home canning. In order to obtain a safe, quality product use only up-to-date (1994 or later) USDA approved recipes. Approved recipe sources include: National center for Home Food Preservation at <http://www.uga.edu/nchfp/>, So Easy to Preserve, University of Georgia, your local Cornell Cooperative Extension Office, Ball®Blue Book.
- Canned exhibit consists of one clear-glass Standard Mason jar processed with a self-sealing, two piece lid. (metal lid and metal ring). Rings should have been removed after processing and cooling in order to clean and store the canned good. Rings should be put back on for transport to fair, but removed by exhibitor before judging.
- Top of jars must be labeled with the product and date processed. Do not put labels on the sides of the jars (this makes it difficult for judges to view the product).
- Attach a separate card securely to the exhibit and include: recipe, recipe source (Site Ball Blue Book or other USDA source –not family member). The card should include the following information if not already included in the recipe:
  - Contents
  - Type of pack (hot or raw)
  - Type of processing (boiling water bath or pressure canner)
  - Processing time
  - Altitude adjustment if required
  - Date of processing
  - Headspace - Appropriate head space requirements must be followed. In general –Fruit Juices ¼ inch; Vegetables ½ inch; Jams and Jellies 1/8–1/4 inch; Pickles ½ inch; Tomatoes ½ inch or according to USDA approved recipes.
  - Jars must be free of cracks, chips, etc.
  - Each exhibit must be vacuum sealed.The following entries will be disqualified:
  - Foods processed and packages not following current (1994 and later) USDA recommendations
  - Paraffin sealed jams and jellies
  - Jars with zinc lids
  - Foods in green jars or non-standardized jars
  - Jars with more than 2” headspace
  - Jars with added color, bleach, sulfite or other preservatives, unless called for in a USDA approved recipe. (For example, baking soda may not be added to green vegetables)
  - Jars or food that were made and processed over one year ago.

#### Criteria for Exhibiting Home Dried/Dehydrated Foods

- Dried foods must be displayed in either clear one-half pint zip closure bags or glass jars with tight fitting lids.
- Foods in unapproved containers or more than one year old will be disqualified.
- Top of jars or containers must be labeled with the product and date processed. Do not put labels on the sides of the jars (this makes it difficult for judges to view the product).
- Attach a separate card securely to the exhibit and include: method of drying (dehydrator, oven), time and temperature of drying, pre-treatment method (if used).

### Class No. 710 Healthy Recipe Collection

An exhibit is at least 6 recipes (displayed in a box, notebook, or file folder; can include photos or illustrations) that provide needed nutrients while limiting fat and total calories. For each recipe state: (1) relationship of key ingredients to [myplate.gov](http://myplate.gov); (2) nutritional benefit; (3) source of recipe; (4) how well it was liked; (5) any changes you would make in the recipe. All recipes must be collected and made during the current enrollment year.

### Class No. 711 Heritage Recipe Collection

An exhibit is at least 10 recipes (displayed in box, notebook, or file folder; can include photos or illustrations) that depicts family or local history. For each recipe state: (1) source of recipe; (2) history related to recipe; (3) traditions related to preparing, serving and eating the food. For 4 of the 10 recipes, indicate how well it was liked after making it. The collection should represent one or more generations older than you and can be collected from family, friends or other community sources. All recipes must be collected and at least 4 of the 10 prepared during the current enrollment year.

## Section 7 - Food and Nutrition (continued)

### Class No. 713 Cake

Unfrosted. Cakes with frosting or topping may be entered in Heritage Foods.

An exhibit will consist of one-half of the following:

- a. Plain cake (spice, chocolate, butter) made with shortening, baked in a pan approximately 8-9" (round or square).
- b. A foam-type cake (angel food, sponge, chiffon) baked in a tube pan, approximately 9-10".
- c. Nutritious cake made with vegetables or fruit, such as carrot, applesauce, sweet potato, etc. Baked in an appropriate size pan approximately 8-9" round or square or 9-10" tube pan. In evaluating nutritious cake, more consideration will be given to the use of nutritious ingredients while recognizing the cake will be heavier and moisture content will vary.

### Class No. 715 Cake Decorating

Frosted and decorated cake, or special occasion disposable form, or three (3) cup cakes for a birthday, anniversary, graduation, etc. Decorations need to be made with decorator's frosting using decorator's tips. Candies, actual flowers and other decorations can only be added to enhance the frosting decorations, not used alone. Include on EIS card what occasion the cake is to be used for.

### Class No. 716 Pet Treats

An exhibit will consist of 3 samples or 1 cup mix of baked treats for dogs, horses, etc. Will be evaluated on appearance, smell and texture. Please include on exhibitor entry statement card the reason for the treat such as for your pet, community service project, fundraiser, etc.

### Class No. 717 Pies

Two crust pastry. Top crust can be lattice or decorative pastry, no crumb toppings. Example: apple, blueberry, cherry, etc. Please enter in disposable pie pans 6" or larger. **No exhibits requiring refrigeration (cream or custard-based pies, cream cheese, etc. are allowed.**

### Class No. 718 Tarts or Turnovers

Three items make an exhibit. Example: Peach tarts, apple turnovers, etc. **No exhibits requiring refrigeration are allowed.**

### Class No. 719 Maple Syrup Products

An exhibit will consist of homemade maple syrup in a clear glass bottle appropriate for syrup products. Exhibitor entry statement card must include the process used to make the syrup and the resource(s) of their information.

### Class No. 722 Healthy Baked Product

An exhibit is any baked product that is made with little sugar, fat or salt, altered using a sugar or fat substitute, gluten free or other dietary modifications. The recipe must clearly state ingredients and methods used. An explanation of why you made it healthy, made changes to the recipe or used gluten-free or other specialty ingredients must be included. Cookies, loaf bread, cake, cupcake, coffee cake, muffins, pies or other baked items.

### Class No. 723 Food Technology Exhibit

Exhibit to include a food product prepared using new technology or a non-traditional method (i.e. bread machine, cake baked in a convection oven, baked item made in microwave, etc.). Include recipe and why you used this method.

### Class No. 724 Other Food and Nutrition

An exhibit that does not fit into the above Food and Nutrition classes.

*The Jefferson County Agricultural Society and Cornell Cooperative Extension Association of Jefferson County are not responsible for errors, omissions and/or unpaid premiums after September 15, 2024. No exceptions.*

## Section 8 - Textiles and Clothing

- For all classes in Textile and Clothing, include the following:
  - a. Name or source of pattern (it is recommended to include pattern envelope and/or directions, if possible.)
  - b. Fiber content of item when available.
  - c. Care label information.
  - d. Where did you get your ideas from? (Name of 4-H Project.)
  - e. If an exhibit is made from a kit for down or fiberfill items or outdoor equipment (i.e., park, hood, booties, sleeping bag, tent) that must be stated.
- No kits are allowed for the original pattern and design class.
- Projects selected to come to County Fair should be age and experience appropriate.
- All exhibits must have been made, grown, prepared by or cared for by the 4-H member from August 1, 2023—July 2, 2024.

## Section 8 - Textiles and Clothing (continued)

### **Class No. 801 Clothing**

Any beginner, intermediate or advanced level sew garment-guidelines are included below to assist member and judge in judging the skills of the 4-H member. **Pieces of a coordinated outfit should be entered as one entry.**

- Beginning skill members (skills may include seams, pressing, casing for elastic, facing, hems, raglan and dolman sleeves, straps or belt loops, gathering and waistband).
- Intermediate skill members (skills may include gathering, collar, set in sleeves, plackets and cuffs, zipper, pockets, pleats, plaid, snaps, hook/eye, machine buttonholes).
- Advanced skill members (skills may include specialty fabrics, plaids and stripes, lining, bound buttonholes, welt pockets, tailoring).

### **Class No. 802 Costumes**

Made using materials and construction techniques appropriate for the costume design and use. For example, if the costume is to be worn only once in a school play, the “look” of it from a distance will be more important than neat sewing.

### **Class No. 806 Wearable Accessories, Sewn**

An item created by the exhibitor, which has a decorative and/or functional purpose such as a hat, belt, etc.

### **Class No. 807 Historically Accurate Clothing or Costumes, Sewn**

Clothing made using materials and construction techniques appropriate for period clothing. Exhibit does not have to use the exact fabric or technique but there should be evidence of effort.

### **Class No. 808 Recycled garments or Non-Clothing, Sewn**

A modified/recycled garment you purchased in the past and salvaged by significantly altering the original design OR remodeled or renovated items that are not clothing, like jeans turned into grocery/all-purpose bags, t-shirts turned into a purse, towels turned into a dog toy, etc. A before picture must be included.

### **Class No. 810 Original Pattern Design**

Designs may be made by hand, by computer or combinations/design alterations of purchased patterns. Include pattern and description.

### **Class No. 811 Non-Apparel, Sewn**

Examples include purses, tote bags, backpacks, outdoor equipment, horse articles such as saddle pad, cooling sheet, recreational items such as kites or toys. For reference see the *4-H Curriculum Simple Gifts and The Flight/Fabric Connection*.

### **Class No. 812 Purchased Garment**

Entries in this class should reflect wise consumer decision-making. Garment or outfit must be accompanied by an 8 ½ x 11 inch information notebook. The notebook must include the following:

- Color photo of entrant wearing garment or outfit-label photo with name and county.
- Cost of garment – include price tags or information, itemized comparison of cost to make garment–consider cost of fabric, notions, pattern, labor, etc.
- Story that describes why garment was purchased; how it fits into wardrobe; fabric structure, fiber content and care; simple accessories selected and activities for which garment will be worn. Please refer to the 4-H curriculum *Clothing Decisions*.

### **Class No. 813 Other Textiles & Clothing**

This class is for other sewn exhibits that do not fall in the above Textiles and Clothing classes.

## Section 9 - Child Development/Care

Exhibits should illustrate the exhibitor’s understanding of the growth and development abilities of children and how specific toys, games or activities promote growth and development at different phases of child development.

- Emphasis is on safety (age appropriate toys) and how the child will interact with the toy or game.
- The most important aspect for the category is process – not product.
- What the exhibitor has learned about children in preparing this exhibit is of prime importance.

### **Class No. 900 Creative Plaything**

A homemade toy, book, game or activity to be used with children. Should include age of child intended to use article, developmental stage the item is suited for and why this would be an appropriate play item.

### **Class No. 901 Babysitters Kit**

Including games, toys and safety materials needed while caring for a baby, toddler or preschooler. Include explanation of planned use of articles in kit.

### **Class No. 904 Other**

- This class is for other Child Development / Care projects that do not fall into the above classes.

*The Jefferson County Agricultural Society and Cornell Cooperative Extension Association of Jefferson County are not responsible for errors, omissions and/or unpaid premiums after September 15, 2024. No exceptions.*



## Section 10 - Communication & Expressive Arts

### General Guidelines:

- Entries limited to one of a kind items designed by the exhibitor and been made in the current 4-H Year (10/1/23-9/30/24).
- Entry is to be entirely made by exhibitor, not a collaborative effort with commercial business. This includes selection of materials and entire construction process, ex. Ceramics should not be pre-made molds, painted exhibits meeting that criteria should be entered in hobby craft.
- Exhibits are based on projects that focus on a particular topic area and specific learning goals over a period of time.
- Hobby Crafts and crafts made from commercially available kits/patterns should be exhibited in Hobby Crafts and Home Environment Class No. 1012.
- Art Objects must be in good condition, ready for display.
- Small, delicate, fragile items should be displayed securely in a display box.
- Objects whose ultimate use is to hang on the wall must have mountings on them and be ready for hanging.
- Fine arts and crafts entries made using recycled materials will be evaluated on entry's artistic value. Note: items made from recycled materials may be evaluated in Hobby Crafts Class No. 1012 or Environmental Education Class No. 1301 if youth would benefit more from its evaluation being based on the re-use of material. Please include where the recycled materials came from on exhibitor entry statement card.

### Class No. 1001 Performing Arts

Exhibits should illustrate the exhibitor's involvement in performing arts. Involvement may be as a performer, technical support staff, review or observer.

- Prop – any object or material constructed by the exhibitor for use in a production. Examples: backdrop, scenery, puppet, mask, etc. Note: Costumes are evaluated in Textiles and Clothing classes.
- Script – an original sketch, scene or play written by the exhibitor.
- Documentation – notebook, posters or 3-dimensional exhibits about involvement in live performances.
- Other – any performing arts exhibit or project falling outside the categories described above.

### Class No. 1003 Creative Writing

Creative writing will be evaluated on content, standard punctuation and grammar, rhyme (if applicable, use of expressions, actions, dialogue and overall "tone" of the written piece. How the piece is presented and neatness and creativity of the presentation will also be considered in the evaluation. There is a limit of six one-sided pages, however if a piece is longer, the exhibitor can enter a synopsis along with the total piece. The synopsis can be no more than the six page limit. Recorded oral presentations of the work can also be submitted with the written work.

- 1) Fiction – Writing can be presented in any form of genre such as a story, letter, poem or script for stage or screen.
- 2) Non-Fiction – In this form of creative writing the author uses self-exploratory writing that draws on personal experiences. The format could be an autobiography, personal story, letter, poem or script for stage or screen that are based on true-life experiences for the author.

### Class No. 1004 Posters and 3-Dimensional Displays

Educational posters/3-Dimensional displays – Exhibit should be self-explanatory through the use of appropriate captions, signs or labels and should be limited to approximately card table size. Exhibit will be evaluated on content, illustration, organization, clarity, visual appeal and readability. **All exhibits must include a written summary to help judge understand purpose and/or outcome.**

- Public Presentation Posters – posters must be accompanied by a descriptive summary so that judge clearly understands why/how poster was used.
- Poster/Exhibit: Individual or Group – a series of posters (at least 14" x 22")/photos (8" x 10") or three-dimensional exhibit representing any aspect of 4-H Youth Development projects and/or activities.
- Displays demonstrating the theme "4-H Grows Here" or "Building Sustainable Communities". Exhibitor may use any suitable materials or photographs to demonstrate to the public that 4-H can happen everywhere (literally or figuratively). Display should incorporate some text to help fairgoers understand what 4-H youth development is all about.

### Class No. 1005 Other

Any communication and expressive arts exhibit or project falling outside the categories described above.

*The Jefferson County Agricultural Society and Cornell Cooperative Extension Association of Jefferson County are not responsible for errors, omissions and/or unpaid premiums after September 15, 2024. No exceptions.*



## Section 10A and 10B - Fine Arts and Crafts

### Fine Arts and Crafts General Guidelines:

- Entries limited to one of a kind items designed by the exhibitor and been made in the current 4-H Year (10/1/23-9/30/24).
- Entry is to be entirely made by exhibitor, not a collaborative effort with commercial business. This includes selection of materials and entire construction process, ex. Ceramics should not be pre-made molds, painted exhibits meeting that criteria should be entered in hobby craft.
- Exhibits are based on projects that focus on a particular topic area and specific learning goals over a period of time.
- Hobby Crafts and Crafts made from commercially available kits/patterns should be exhibited in Hobby Crafts and Home Environment –Class No. 1012.
- Art Objects must be in good condition, ready for display.
- Small, delicate, fragile items should be displayed securely in a display box.
- Objects whose ultimate use is to hang on the wall must have mountings on them and be ready for hanging.
- Fine arts and crafts entries made using recycled materials will be evaluated on entry's artistic value. Note: items made from recycled materials may be evaluated in Hobby Crafts Class No. 1012 or in Environmental Education Class No. 1301.

## Section 10A - Fine Arts

### **Class No. 1006 Paintings, Drawings, Graphics/Prints**

Art work is to be visibly signed, matted and framed. If there is a reason this cannot be done (i.e. piece is being exhibited in another competition after fair), please state this clearly. Backgrounds should be filled in lightly on all artwork.

- A. **Drawing:** Expressive work in pencil, charcoal pencil, felt tip pen, stick charcoal, crayon, colored chalk or pastel, brush and ink.
- B. **Painting:** Expressive work in oil, watercolor, acrylics or mixed media, i.e., watercolor and ink, acrylic and chalk, acrylic and collage, etc.  
1) Traditional: Stretched canvas, etc.  
2) Non-traditional: bark, fungus, rocks, saws, gourds, etc.
- C. **Graphics/Prints:** Any printing process that duplicates one or more identical images. Minimum of 2 images in exhibit. Include the stamp or photo of the graphic ex. potato or apple.
- D. **Sculpture:** Materials may be wood, stone, clay, original cast plaster, paper maché, metal (sheet or wire), fibers, fabric, or fiber-glass, or a combination of these. Processes may be carved, modeled, fired, soldered, glued, molded, laminated, nailed, or sewn.

## Section 10B - Fine Crafts

### **Class No. 1011 Craftsmanship**

An exhibit shall consist of one of the following:

- A. **Pottery** – Vessels of clay, glazed or unglazed, hand built, wheel thrown, cast from original mold. No pre-forms permitted. Entries using preforms are to be entered in Hobby Crafts and Home Environment Class No. 1012.
- B. **Ceramics** – Any form cast from a commercial mold or pre-form. Cleaned and painted/stained/glazed. Proper sealant if not glazed.
- C. **Fiber, Fabrics** – Original design objects of 2 or 3 dimensions of fibers and/or fabrics used singly or in combination, employing any of the following techniques: weaving; 24 knotting; needle arts; string art; felting, etc. \*Entries are self-designed needle art. Commercial patterns are to be entered in Hobby Crafts and Home Environment Class No. 1012.
- D. **Leather** – Using no pattern and no kits. Objects can be tooled, carved, molded, stamped, laced, stitched and/or riveted. Sealant should be applied.
- E. **Glasswork** – Self created entries made by exhibitor, not from a commercial source including all steps of the process. 1) Etched, sandblasted, blown or pulled, annealing/tempering/slumped/fired. 2) Stained glass – no painted glass or liquid lead.
- F. **Metal** – Objects of metal(s) used singly or in combination with other materials such as other metals, plastics, wood, ground stones, bone and enamel. Objects can be made by the following processes: hand cut, etched; engraved; tooled or molded. No entries with tin cans permitted.
- G. **Mosaics** – Two- or three-dimensional objects using clay tile, glass, and stone. Projects should be grouted and sealed. No stepping stones to be entered.
- H. **Wood and Paper** – Processes: carving; wood burning, gluing; inlay; cutting; tearing; layering; (origami) folding, quilling. Entries of cards should have a minimum of 2 samples for an exhibit.
- I. **Jewelry / Precious Metals** - May include designs from pattern books, bead loom, crochet, etc. **No kits, no pony beads.**  
1. Handmade materials: silverworks, glass blowing, clay formation, paper formation, stone, fossils, enameling, etc.  
2. Purchased materials: a commercial pattern or a hand drawn design must be provided with exhibit. Jewelry exhibits made with purchased materials using more creative and intricate forms to string the beads. **No simple string of beads allowed.** These can be entered in Hobby Crafts and Home Environment Class No. 1012.

*The Jefferson County Agricultural Society and Cornell Cooperative Extension Association of Jefferson County are not responsible for errors, omissions and/or unpaid premiums after September 15, 2024. No exceptions.*

## Section 10B - Fine Crafts (continued)

### Class No. 1012 Hobby Crafts and Home Environment

Hobby crafts can be made from commercial patterns and kits. Original designed items can be entered in Section 10A and 10B, Fine Arts and Fine Crafts. Exhibits are based on projects that focus on a particular topic area and specific learning goals over a period of time. This gives youth the chance to explore new craft areas.

- Objects whose ultimate use is to hang on the wall must have mountings on them and be ready for hanging.
  - Youth should be prepared to answer the following questions about the items entered in this section:
    1. Where and for what will the item be used.
    2. Fiber content and care information, if available.
    3. Where did you get your ideas from? (Name of 4-H project or resource).
  - Must exhibit age appropriate work and good quality workmanship of the craft.
  - Small, delicate, fragile items should be displayed securely in a display box.
- A. **Craft Kit:** Used a commercially available kit or experience to explore a new area. Can be using any material ex fabric, leather, metal, mosaics, glasswork, wood, paper, rubber band, beads, etc. to make items like stuffed animal, wallet, tin punch lamp, stepping stone, wreath made from twigs, origami, bracelet and/or earrings, etc.
- B. **Craft Non-Kit:** Purchased all the supplies for this exhibit separately. Can be of any material ex fabric, leather, metal, mosaics, glasswork, wood, paper, rubber bands, beads, etc. to make items like stuffed animal, wallet, tin punch lamp, stepping stone, wreath made from twigs, origami, bracelet and/or earrings, etc.
- C. **Recycled Craft:** Items made, remodeled or renovated from recycled material ex. Picture frame covered in seashells, sculpture made from recycled plastic bags.

### Class No. 1013 Fabric Furnishings and Home Accessories

- A. **Room Accessories / Embellished Furnishing:** Such as bulletin board, fabric décor, lampshade, and picture frame (may be non-sewn items). Includes items such as placemats and lampshades that have been changed by adding fabric, painted design or other embellishments.
- B. **Fabric Accessory:** Such as pillow, throw blanket, wall hanging, placemats, macramé, and needlework items including knitting, crocheting, embroidery, cross-stitch, latch hook, etc.
- C. **Major Furnishing Items Made of Fabric:** Quilt (if entry was machine quilted, include on the Exhibitor Entry Statement if the quilting was done by the exhibitor or other source such as a commercial source or adult), bedspread, coverlet, curtains etc. Include fiber content and care information.
- D. **Group or Club Project:** Group or Club Project such as a quilt, wall hanging etc. (Club Banners see Communications and Expressive Arts classes.) Include fiber content and care information.
- E. **Home Storage:** Laundry bag, shoe bag, locker caddies, travel storage, etc.
- F. **Table Setting Exhibit:** An entry should include table setting for at least 1 person, menu, short story about the specific occasion the setting is for, table cloth, place mats, napkins (may be artfully displayed/folded), centerpiece or table decoration as appropriate (consider size when used for two or more people) to complete the table setting. Exhibits can be displayed on a small table such as a card table (provided by exhibitor) or in an area no bigger than a 24" wide by 30" deep space. The exhibit is to remain in place from Sunday July 7th until 6:30 p.m. on Saturday July 13th.
- G. **Creative Framing:** Criteria for exhibiting in Creative Framing Class:
- Entry will include both photo and frame; and item will be evaluated together. Photo will not be entered in another class.
  - One Exhibit per Exhibitor.
  - Exhibits simply placed in a commercial frame are ineligible.
  - Exhibitor is expected to draw on their artistic sensibilities to enhance an existing image via the creative framing process.
  - Entry will include both photo and frame and item will be evaluated together. Photo is not to be entered in another class.
  - Exhibitors should use their imagination such that Creative Framing serves to create a visual image that is more powerful than the sum of all its parts.
  - The possibilities are limited only by your own ideas and collaboration.
  - Creative Framing Possibilities:
    - A. Create your own physical frame using materials discovered in the environment (Ex., leaves, sticks, pine cones).
    - B. Sandwich your photo between two pieces of commercially framed glass, then carefully add your own rendering to the piece.
    - C. See the physical frame as a three-dimensional space that uses depth in ways that stimulate viewer attention.
    - D. Decorating or adding to a commercial frame is acceptable, as long as the exhibitor has "made it his own" by modification.
- H. **Furniture or Wooden Accessory Item with a Painted / Natural Finish:** Such as a chair, table, shelf, picture frame etc. that is refinished by exhibitor. Emphasis in this class is the restoration and not the actual construction of the exhibit. Newly constructed items can be entered in Woodworking Class No. 1207 if exhibitor wants woodworking skills evaluated.
- I. **Chair or Stool with New Seating:** Entry is for seat evaluation only. Seat may be upholstered, caned, etc.

## Section 10B – Fine Crafts (continued)

### Class No. 1014 Wearable Art

Youth should be prepared to answer the following questions:

1. Name or source of pattern if applicable.
2. Fiber content of item when available.
3. Care label information.
4. Where did you get your ideas from? (Name of 4-H Project.)

Projects selected to come to State Fair should be age and experience appropriate. No fabric paints or scribbles accepted in this section.

- A. **Crochet/Knitted Fiber Clothing:** Clothing made using a form of crocheting or knitting such as a sweater, vest, scarf, etc.
- B. **Tie-Dyeing/Batik Material Clothing:** Clothing made using tie-dyeing which utilizes knotting and folding techniques or batik which utilizes the immersion or outline fill-in techniques of wax resist to make such clothing as a tee-shirt, pants, etc. Purchases clothing can be used to do either of these techniques on.
- C. **Non-Traditional Material Clothing:** Clothing made using paper, duct tape, paper clips, bubble wrap, etc.

### Class No. 1015 Heritage Art, Crafts and Documentation

Youth should be prepared to answer the following questions:

1. Source of traditional design (specific ethnic group or family)
  2. Design plan/chart.
  3. Appropriate heritage documentation for the exhibit. Include historical time period of entry (Ex. Basket should include history of baskets and purpose of design; leather entries include what tribes of Native Americans). Emphasis in the heritage art, crafts and documentation is on personal growth and knowledge through learning about a cultural heritage. It is based on research of traditional designs, methods and materials as well as learning the necessary skills. Please site sources and titles of your heritage information: personal interview, book, magazine, etc.
- Objects should be constructed in traditional design methods and materials but if not state what the traditional design methods and materials would be and what you had to replace them with to complete the project.
  - No Soap Entries: No soap entries of any kind will be accepted.
- A. **Heritage Art and Crafts:** Traditional objects using materials, methods and/or decoration based on a continuation of ethnic art or handed down from one generation to another. Example, basket making, rug making, embroidery, quilting, decoupage, tin punch, felting, quilling, Native American crafts, scherenschnitte, etc.
  - B. **Processed Natural Fibers:** Natural fibers processed for use.
  - C. **Heritage Documentation:** Genealogy of family or community history, (buildings, village names) or methods of creating exhibit. (Native American crafts, basketry). Photos of generations can supplement written documentation. Cite references.

### Class No. 1016 Other

This includes any item that does not fit in other fine arts and crafts classes.

*The Jefferson County Agricultural Society and Cornell Cooperative Extension Association of Jefferson County are not responsible for errors, omissions and/or unpaid premiums after September 15, 2024. No exceptions.*

## Section 11 - Photography

1. The exhibitor must have taken photographs during the current 4-H Year (10/1/23-9/30/24).
2. Up to two exhibits per class are allowed.
3. Exhibits must be mounted on sturdy background, not in a commercial picture frame. Exception is Creative Framing Class.
4. Evaluated on technical quality, composition, story telling ability and preparation of exhibit.
5. No photograph or digital image shall be smaller than 3½" x 3½".
6. Exhibit must be titled or captioned to assist the viewer to interpret the message.
7. The Photographer can only be in the photograph if a Timer/Shutter Release is used.

### Class No. 1100 Single Photo – Black & White

### Class No. 1101 Single Photo – Color

### Class No. 1102 Photo Story

- 4-8 prints of similar size.
- Should tell a "story" and be accompanied by a title and short paragraph captioning the story.

### Class No. 1103 1-3 Photographs

- Developed, printed and properly mounted by exhibitor.

### Class No. 1104 Photo Study Class

Consist of one of the following:

- 4 photos demonstrating 4 methods of isolating the subject; not more than 3 objects permitted in each photo.
- 4 close-up photos with a different main light source in each - front, side, back and diffuse.
- 4 photos—each to illustrate one idea. Ex. hidden lines and shapes, framing, patterns, perspective or texture. Show differences—same topic, different location, angles, etc.

## Section 11 - Photography (continued)

### **Class No. 1105 Pictures of 4-H Projects, Activities and Trips - Any Size**

- More than one display per exhibitor may be entered. (Up to three.)
- Images will be evaluated based on design, ability to tell a story and marketing appeal.

### **Class No. 1106 Displays Demonstrating the Theme “Capture the Creativity”**

- Exhibitor may use any suitable materials or photographs to demonstrate to the public that 4-H Inspires Kids to Do.
- Display should incorporate some text to help fairgoers understand what 4-H Youth Development is all about.

### **Class No. 1107 Darkroom Technique – up to 4 enlargements 8” x 10” maximum size**

- Use films you processed and pictures you printed.
- Attach contact print of each negative.
- Indicate control techniques used, if any, including spotting.
- For color enlargements indicate process used – color printing paper on enlarging film.

### **Class No. 1108 Individual Color Slide**

- Slide displayed in protective cover and labeled with name and address.

### **Class No. 1109 Slide Story**

- 5-7 slides displayed in protective cover with written script.

### **Class No. 1110 Video Project**

- Must be at least seven minutes in length.
- Feature a 4-H project or activity.
- Judging criteria includes technical quality, organization and communication of message and creativity.

### **Class No. 1111 Single Unedited Digital Image**

- Picture comes straight from the camera, no modification.

### **Class No. 1112 Single Slightly Edited Digital Image**

- Image somewhat digitally edited or enhanced.
- Modifications may include cropping, sharpening or blurring, brightness or contrast changes, or the addition of text.
- Thumbnail of original image.
- Illustrate, visually explain or enhance its meaning.

### **Class No. 1113 Single Heavily Edited Digital Image**

- Image has been radically digitally edited or enhanced.
- Modifications may include addition to or the removal of parts of the image; changes in the color scheme of the image; the use of filters or effects; or animation using digital images, etc.
- Thumbnail of the original image shall accompany exhibit.

### **Class No. 1114 Story Composed of 4-8 Digital Images of Similar Size**

- If edited images are used, thumbnails of the originals need to accompany exhibit.
- Images should tell a story and be accompanied by a title and short paragraph captioning the story.
- Photos should be taken with a digital camera.

### **Class No. 1115 Using Digital Images**

A short statement, story or article using one or more digital images to illustrate, visually explain, or enhance its meaning.

### **Class No. 1116 Using Multiple Digital Images**

- Multiple images may be combined to create a single print (prints may mix color and monochrome images for extra impact).
- Thumbnail of the original images need to accompany exhibit

### **Class No. 1117 Power Point Presentation**

- Print and submit a hard copy of your power point presentation for judging. Youth should also email a copy of their power point presentation to Amy Zukas at [asw247@cornell.edu](mailto:asw247@cornell.edu).

*The Jefferson County Agricultural Society and Cornell Cooperative Extension Association of Jefferson County are not responsible for errors, omissions and/or unpaid premiums after September 15, 2024. No exceptions.*

## Section 12 - Science, Technology, Engineering and Math

This section allows 4-H members a chance to learn about and experience concepts in an area of science, technology, engineering or math that the participant really enjoys.

### Class No. 1206 Wood Projects

- **Hand tool** – articles made in wood science project that was cut out, assembled and finished with hand tools only.
- **Power Tool** – article made in a wood science project that has been partially or totally completed with power tools.
- **Reclaimed Lumber** – articles made from reclaimed lumber. Must state origin of lumber/wood used. Project will be evaluated according to woodworking standards.
- **Recycled Wood Projects** – made from pre-existing items made into a new useable form. (ex: a bed headboard into a bench). Project will be evaluated according to woodworking standards.
- **Open** – Wood science / shop work project that does not fall into the above listed categories. Judge will place emphasis on quality of workmanship by exhibitor and the intended use of the project.

### Class No. 1207 Woodworking Kit

- Article made in a wood science project that is made from materials precut by an outside resource (Ex. 4-H office, commercial supplier or woodworking leader) but is assembled and finished by the exhibitor. Judges will place emphasis on quality of woodworking performed by exhibitor. No commercial names on exhibit.

### Class No. 1208 Electrical Science Projects - Electric

- Article made in an electric project, such as a trouble lamp, test lamp, portable bench light, extension cords, pin-up and/or study lamps, or the rewiring of an old lamp is acceptable. Tension restraint device must be in place. Where appropriate Underwriters Knot should be used, especially in lamp sockets. Lamps without bulbs or shades will not be considered complete and will be evaluated accordingly. Due to safety code compliance, molded polarized and/or prefabricated cords with polarized plugs, where applicable are allowed. Projects involving both woodworking and electrical tasks will be evaluated on the merits of both.

### Class No. 1209 Electrical Science Projects - Electronics

- Article made in an electric project utilizing principles and construction procedures relating to electronics is acceptable. Projects will be evaluated on the basis of soldering and connection techniques, neatness of assembly and other assembly procedures for electronic projects. Projects must be hand wired. Project must be operable (Ex. contain all necessary batteries). Be prepared to briefly explain why or how the exhibit works and what use it has.

### Class No. 1210 Engineering Educational Displays

- May be a series of posters and a 3-Dimensional exhibit related to an engineering science project. Display should be self-explanatory through use of signs or labels and limited to approximately card table size. Topics may include (but not limited to) engine parts or bicycle parts display boards, electric circuit boards, electric quiz games, safety rules for bicycling or working with wood or electricity. Entry will be evaluated on the purpose or principle idea, effectiveness in illustrating idea, appearance, arrangement and description of the display.

### Class No. 1211 Rocketry Junior

- Any rocket made in a rocket program either from a kit or non-kit materials and assembled and finished by youth **13 years of age or younger**. Judges will place emphasis on proper kit assembly and finishing.

### Class No. 1212 Rocketry Senior

- Any rocket made from non-kit materials and totally constructed and finished by youth **14 years and older**. Emphasis placed on proper construction techniques and finished project.

### Class No. 1213 Science Experiments and Exhibits

- Individuals and groups are encouraged to enter exhibits/displays emphasizing what they learned and experienced in learning about science concepts in areas of agriculture, human ecology, life or physical sciences. Any type or combination of science projects along with creativity is encouraged.
- 1. **Experiments:** Describe your hypothesis (what you think will happen); describe the procedures you performed; describe the observations you made and what conclusions you drew from your experiment; include photos or drawings and samples (if possible) from your experiment. Use display board or poster board for display. Include experiment description, introduction, hypothesis, methods, results and your conclusions.
- 2. **Public Service/Civic Engagement Projects:** Exhibits can be of any public service or public education activity you took part in that had a scientific component. Examples may include watershed rehabilitation, recycling programs and educational models. Project exhibit posters/display must be clearly labeled with a written statement of what the project is, how it relates to science and why you are interested in the project.
- 3. **Descriptive Science:** Science projects that are not experiments and service projects but do consist of systematic observations and tell us about the natural world. Exhibit could show summaries of what you observed (ex: how the local bird population changes with the seasons, where flies like to breed in a barn, how many bites of food different animals eat per minute). Could present collections and classifications of materials which display physical or biological articles.
- 4. **Citizen Science:** is the engagement of public participants in real-world scientific collaborations – asking questions, collecting data, and/or interpreting results. A display or record of participation in a Citizen Science project, could be part of a local, regional, national or international project, but needs to include some kind of connection to scientists, researchers, or, policy makers and contribute to scientific knowledge that will be put to some type of use (by researcher, policy makers, etc. ) Examples include: Wasp Watchers, Project Feeder Watch, eBird, Lost Ladybug, Adopt a Pixel, Nature's Notebook, or a local project. For more information: <http://www.birds.cornell.edu/citscitoolkit/contexts/youth-development/4-h/>.

## Section 12 - Science, Technology, Engineering and Math (continued)

### Class No. 1216 Geospatial

- Exhibits that show skills and knowledge learned through 4-H GPS and GIS projects.
- 1. **GIS Maps:** Maps made using ESRI (Environmental Systems Research Institute, Inc.) Arc GIS software or other mapping software. GIS map exhibits may be selected for display competition sponsored by NIFA and National Geographic Society.
- 2. **GIS or GPS Project or activity:** may be undertaken by individual or group. Exhibit may be in form of project record book, photo documentation, video, CD, DVD, etc. Exhibit must include project report documenting statements of purpose and outcome of project activity.
- 3. **Story or Outline of a 4-H GIS or GPS Project:** including photos, purpose of activity and summary of results.
- 4. **Community Service/Youth Community Action Mapping Project:** a mapping or GPS project built around a specific community issue or project.
- 5. **Educational Poster Exhibit** displaying 4-H GPS or GIS activities.
- 6. **Public Presentation** on 4-H and Geospatial Sciences.

### Class No. 1217 Kit

- This category is restricted to juniors (ages 8–13).
- Juniors are limited to two projects in this class. If two projects are entered, they must differ significantly (for example, a creature, a building or a vehicle).
- Youth must enter a completed kit. Original story must describe design process and play with the model.
- Completion, complexity (number of pieces), diagram (of the completed model and key elements labeled), explanation/story, and overall presentation must be included.

### Class No. 1218 Original Model

- Youth are limited to two projects in this class, projects must differ significantly. The project can be a scene, diorama, model, building, vehicle, plants or creature. Judging criteria: completion, design (number of pieces, moving parts – gear systems, axle systems (wheels), hidden entrances, pulleys, joints, projectiles and hinged components; unity of design – originality, use of color, symmetry of creativity, fully developed concept diagrams – comprehensive and detailed; an overall diagram of completed model with key elements labeled, of moving part(s) or independent component; explanation/written report – of design process, difficulties encountered and their solutions, description of play value, future expansion of project and overall presentation.

### Class No. 1219 Model Demonstrating a Mechanical Science Concept

- Project must be original, no kits and can include level arms, gears, pulleys, friction, belts, airfoils (flight, wind), catapults and load bearing bridges and beams. Science concepts can include energy transfer, stress analysis, Newton's Laws, gravity, etc. Entries in this class must include a working model, an equation describing a principle of science, a labeled diagram of the project and written explanation of the science involved. Evaluation will also include presentation and visual impact of the project. Youth may conduct experiments with model and provide written report. Judging criteria: working model that demonstrates a principle of mechanical science, must move or work a necessary, scientific equation that relates the principle, including a clear definition of each term with equation displayed; labeled diagram provided that labels major parts of the model and also notes how parts or movement relates to equation; written report (no more than two pages) which explains the principle and how model illustrates the principle (may include additional page of experimental results using the model); written explanation that explains design and construction of the model, including any difficulties and how they were overcome, description of the principles of mechanical science that are demonstrated, clear understanding of scientific principles and explanation of how the model illustrates principles; and overall visual impact of project as prepared for display, including attractiveness of display.

### Class No. 1220 Transportation Design

- Applies transportation pieces such as Brio\* in which youth design a transportation system (road, railroad). Drawings are to be hand drawn. Judging criteria: Presentation labeled with name of exhibitor and title of project to include schematic of system drawn to scale, roads, railroads and bridges clearly labeled or identified in the legend, seniors to use 11x17 drawing paper, must have fully developed concept, clear details, completeness of system (no dead ends) and show creativity, legend that explains the meaning of symbols such as roads, railroads bridge, water, vegetation, buildings, written explanation that explains the design and purpose of the system, problems encountered and their solution and directions project could take in the future, and overall presentation, visual impact as prepared for display and attractiveness.

### Class No. 1221 Other

- Class is an option for exhibits determined to be worthwhile but do not fall in other Science, Technology, Engineering and Math classes.

## Section 12 - Science, Technology, Engineering and Math (continued)

### Class No. 1222 3-D Printing

- 3-D Printing uses plastic or other materials to build a three dimensional object from a digital design. Youth may use original designs or someone else's they have re-designed in a unique way. Youth must bring their finished object (we cannot print objects at Fair). Exhibits will be judged based on the complexity of the design and shape. Must include the following:
  - a. Software used to create 3-D design.
  - b. Design, or, if using a re-design, the original design and the youth's design with changes.
  - c. Orientation that the object was printed.
- **3-D Prototypes**—3-D objects printed as part of the design process for robot or other engineering project. Must include statement of what design questions the prototype was supposed to answer and what was learned from the prototype.
- **3-D Unique Objects**—3-D objects printed for their own sake. May be an art design, tool, or other objects.

### Class No. 1223 Computer Science

- **General Information:** All exhibits must include something visual, such as a poster or printed copy of a digital presentation, which will remain on display during the exhibition. Electronic equipment will only be used during judging time and will not remain on display during the entire exhibit period. Programs available online (such as Scratch) should include a link to the specific project youth have created.
- 1. **Beginning Programming** – Exhibit a simple program using Scratch (or other simple graphic programming language). The program should include 8 different commands including looping and getting input from the keyboard and mouse.
- 2. **Intermediate Programming** – Exhibit a program using Scratch (or other simple graphic programming) that you have downloaded from the internet and modified. Compare the two programs and demonstrate the changes you made to the original program; OR create an animated storybook or video game using Scratch (or other simple graphical programming language).
- 3. **Advance Programming** – Exhibit an original program using a higher level programming language such as Python, Javascript, C++, etc.
- 4. **App Development** – Exhibit an original mobile app. Describe the purpose of the app and what inspired you to create it in the exhibit information statement.

### Class No. 1224 Constructed Projects with Manufactured Components

- Youth entering projects in the following classes use manufactured construction pieces to complete projects. Examples are Lego\*, K'nex\*, Brio\*, and Mechano\*, but projects are not limited to these examples. Projects can incorporate design, following instructions, three dimensional thinking, design modifications, problem solving, and creativity, architecture, and structural design, principles of mechanics and use of color in the planning and design process. These skills relate to the professions of engineering, science construction, architecture and art.
- Judging will be based on completion, complexity, presentation and explanation of design, understanding of principles and visual presentations. **MUST INCLUDE THE FOLLOWING:**
  - a. Number of pieces: Youth must know the approximate number of pieces used in assembly. For kits, this number is on the box. It is understood that after a long creative process, it may be difficult to know exact number of small pieces; the youth must provide an estimate rounded to 25.
  - b. Diagram: Diagrams are required. A diagram could be a photograph printed on printer paper, a scale drawing on graph paper, a photocopy of an instruction sheet or a variable scale rough drawing. Relevant labels and explanation must be added. The diagram must include: 1. Name of youth; 2. The title of project; 3 the exact or approximate number of pieces and 4. A self-judgment of complexity level (a. easy – less than one hour to assemble; medium – 1-3 hours construction time or c. complex – more than 3 hours of construction time). Junior may use a photocopy of kit provided drawings for basis of their diagrams, but brand logo **MUST** be covered and not visible. The diagram can be displayed in a plastic stand, mounted on poster board or attached in a folder. Art value, ability or written work to attract, use of color and use of font add to design presentation.
  - c. Protection: Youth may prepare a display box for the project. There is no evaluation or points for this box, it is merely protection. A simple box could be a cardboard box with two sides removed and replaced with clear plastic.

### Class No. 1225 Maker/Tinker

- **General Information:** An excellent project either solves a problem or creates something new. These projects invent, build or experiment on ideas and include science, technology, engineering, art and math (STEAM) principles. All exhibits must include something visual which will remain on display during the exhibition. Maker/Tinker project should communicate what problem is being solved or what new idea was created. Include a brief description of the exhibit that shows how the project uses materials to create something that is a contemporary, useful and unique design. It is also important to explain what skills were developed while creating the product. Expensive electronic or other equipment will only be used during judging time and will not remain on display during the entire exhibit period.
- 1. **Maker/Tinker Inventions** – Exhibits should display how youth used the design process to bring their idea and invention to life. Exhibit may be the item the youth has created or a notebook, poster or other display that depicts their project. Inventions may include elements from kits such as Arduino or Little Bits. Computer coding may be written by the exhibitor or someone else's code the exhibitor has modified. Exhibitor should cite the sources of any designs or codes they tinkered with to create their invention. Examples must include reprogramming a toy to do something different or adding circuitry (lights, sounds, etc.) to an existing item like a sweater. Ideas can be found at sites like <http://makezine.com/>, <http://www.instructables.com>, <http://makered.org/youngmakers/>.
- 2. **Junk Drawer Robotics** – All exhibits should be original designs made from everyday objects and materials. Exhibits with purchased kits will not be accepted. Robots should be designed to carry out a series of at least 3 actions automatically to accomplish a task. Examples are included in the 4-H Junk Drawer Robotics curriculum or Rube Goldberg Machine contests found at <https://www.rubegoldberg.com>.



## Section 12 - Science, Technology, Engineering and Math (continued)

### Class No. 1226 Renewable and Sustainable Energy and Climate Change

- Educational exhibits/display(s) describing your 4-H project work done in areas of Renewable Energy (solar, wind, geothermal, bio fuels, hydro-electric); Energy Conservation (home, school, community); Tracking (or studying) Climate Change; Activities/Studies related to managing “Carbon Footprints” in environment. Exhibits may consist of stationary or working models, posters, photo story/display or electronic media. Electronic media must be submitted on a storage device like a CD or flash drive. Information must be included on media to indicate method of viewing entry. A short description of what was undertaken in the project, your experience and what you learned through project must be included. This can be included in the entry itself.

### Class No. 1227 Related Engineering Projects

- Any article made as part of a directly related Engineering Science project, such as metal working, welding, cardboard carpentry, and safety items and not included in other STEM classes. Kits are not acceptable for senior youth (14 years and over).

*The Jefferson County Agricultural Society and Cornell Cooperative Extension Association of Jefferson County are not responsible for errors, omissions and/or unpaid premiums after September 15, 2024. No exceptions.*

## Section 13 - Natural Resources

- Exhibits showing processes, products, skill development, and relevance to environmental/natural resource issues are strongly encouraged.
- Exhibits will be evaluated on the basis of their content, quality of expression and presentation.
- Creativity is encouraged as is display of materials showing observational skills (Ex. journals or sketchbooks) age, experience and standards listed in appropriate 4-H publications will be included in the judging criteria.

### Class No. 1301 Environmental Education

1. **Nature Trails** - e.g. Display of 4-H constructed nature trail or observation made along another nature trail.
2. **Geology** - Simple collections must include the specimen's names, dates of collection, specific site(s) of collection (distance and direction to nearest town, county, state or province) and collector's name for 15 specimens. Inclusion of field journals is strongly encouraged and identification criteria must be completely and clearly defined. Exhibits showing evolutionary histories, adaptations of fossil organisms, vertical or horizontal studies of strata, or similar studies are encouraged.
3. **Field Identification Projects** - Please note that wildflowers are evaluated in Section 15- Horticulture, Fungi in Class No. 1310- Mushroom Collector's Journal, and Insects in Class No. 1306- Entomology. Collections of preserved specimens, photographs or sketches properly labeled and showing identification criteria may be displayed for any habitat in New York. Consult your local Department of Environmental Conservation for guidelines and permission in collecting specimens from the wild. Consult Field Guides Made Easy for additional activities and ideas.
4. **County** - or self-initiated projects that relate to environmental education. Examples include but are not limited to: interpretation of aerial photographs; vegetation maps; plant adaptations; demonstrations of ecological principles; or computer models like GIS.

### Class No. 1302 Fisheries and Aquatics

- Exhibits may be displays or records of any Fisheries and Aquatic Resources related activity including but not limited to fishing techniques, aquatic sampling methods, aquatic insect ecology, habitat improvement or fisheries management and biology. Other fishing projects may be found in 4-H Publications.
- Water monitoring - project ideas may be found in Water Worlds, Water Wise, Pond & Stream Safari.
- County or self-initiated projects related to fish or fishing, including mariculture, aquaculture, commercial fisheries, sport fisheries or related equipment, skills or observations.

### Class No. 1303 Forestry

- Displays and presentations may be based upon, but are not limited to, the following projects: Know Your Trees, Timber Management for Small Woodlands (IB 180); Wildlife and Timber from Private Lands: A Landowners Guide to Planning (IB 193); Woods of New York, Trees: Dead or Alive, Know Your Tree Diseases, Maple Syrup Production for the Beginner; and other forestry exhibits based upon national, regional, county or self-initiated projects.

### Class No. 1304 Resource-based Recreation

- Shooting Sports - any exhibit or record based upon content of the NYS Shooting Sports Program or any of the New York State DEC certification programs.
- Other Outdoor Recreation - Exhibits based upon related outdoor recreation activities, e.g. orienteering, cross-country skiing, snowshoeing, wilderness camping, or outdoor cookery.

### Class No. 1305 Reuse and Recycling / Solid Waste

- Exhibits based on recycling or composting projects in the home or community.
- Clothing, crafts and other items created using post-consumer waste materials. It is particularly important that detailed essays accompany exhibits in this class. The essays should explain why particular materials were chosen and how the exhibit relates to environmental education. Many materials can be reused; why is this exhibit particularly useful (Ex. in terms of serving a functional purpose) or beneficial (Ex. making use of resources that would otherwise harm the environment)? The exhibitor must reflect, in his/her essay, on how the project has led his/her thinking about use of natural resources to evolve and/or how the project can be used to help others understand the importance of re-purposing post-consumer materials. Creativity is highly encouraged in this class. Consult *Composting: Wastes to Resources*; *Wastewise*; *Woodsy's Resource Goldmine*, *Recycling in Your School Makes Good Sense*; or *Recycling: Mining Resources From Trash, or Composting in the Classroom* for ideas.

## Section 13 - Natural Resources (continued)

### Class No. 1306 Entomology

- Insect specimens must be properly mounted and displayed and have complete collection data. Suggested display case described in 4-H Entomology Project Guide (available through your Extension 4-H Program Manager: Amy Zukas, 315-788-8450 ext 254 or asw247@cornell.edu) or museum size insect drawers or polystyrene insect cases covered with clear plastic sheets.
  - For evaluation sheet, please contact Amy Zukas, 4-H Program Manager, at asw247@cornell.edu or 315-788-8450 ext 254.
- 1. First Year Project Exhibits**
    - Must include a minimum of 20 specimens representing 5 insect orders.
    - Classification need not be taken further than order names.
    - Insects should be pinned properly and the wings of all butterflies and moths must be spread.
  - 2. Second Year Project Exhibits**
    - Must include a minimum of 40 specimens representing 9 insect orders.
    - Twenty specimens must have been collected during the current year.
    - Twenty specimens must also be identified to common name with the name written on a label and pinned separately near the specimen (easily visible, to aid in judging).
    - Addition of scientific names is optional in this class.
    - Insects should be pinned properly and the wings of all butterflies and moths must be spread and at least one small insect must be mounted on a point or minuten pin.
  - 3. Third Year Project Exhibits**
    - Must include a minimum of 60 specimens representing 12 orders.
    - Thirty specimens must have been collected during the current year.
    - Thirty specimens must be identified to common name.
    - At least 5 specimens (representing at least five families) must be identified to family.
    - Scientific names (genus and species) should be included wherever possible, although insects from some orders will be difficult to identify to this level; common names should be placed on a separate label pinned near the specimen as in Second Year Project Exhibits.
    - Insects should be pinned properly and the wings of all butterflies and moths must be spread and at least two small insects must be mounted on points or minuten pins.
  - 4. Fourth Year Project Exhibits**
    - Must consist of general collections.
    - Must include 80 specimens representing at least 12 orders.
    - Forty specimens must have been collected during the current year.
    - Forty specimens must be identified to common name. Pin 46.
    - At least 10 specimens (representing at least 10 families) must be identified to their family. Scientific names should be included wherever possible. Common names should be placed on a separate label, pinned near the specimen as in Second Year Project Exhibits.
    - Proper mounting (pinned properly, wings of Lepidoptera spread, two small insects on points or minutenens) will be strongly emphasized.
  - 5. Advanced Insect Collections**
    - For advanced collections Riker mounts may also be used.
    - Complete collection data should accompany all exhibits (where collected, date, and by whom?); can be placed on back of exhibit as long as the judge can tell which label goes with each specimen. If you exchange specimens, label as completely as possible, giving location (country, state or province, nearest town), date collected; name of collector; plus any ecological information available such as plant or insect host, habitat, etc.
    - Imagination and individuality are encouraged.
    - The rules for mounting, as set up for general collections, do not have to be followed, if, by doing so, the advanced collection can be enhanced. The scientific aspects and educational value, appearance, quality and arrangement will be evaluated.
    - Be prepared to share the educational value to you (what you learned) as well as what you see the educational value to others to be.
  - 6. Single Collections prepared by the combined efforts of a club**
    - May be any kind of insect collection or may represent a group activity that can be presented as an exhibit.
    - Regional insect collections prepared for eventual donation to a museum may be entered in this class if prepared by more than one person; otherwise these should be entered under Fourth Year Project Exhibits.
    - Evaluation will be based on number of members and completeness of exhibit.
  - 7. Living Insect Exhibit**
    - Exhibits must convey an educational message to the public and/or the educational opportunities in 4-H work in the field of Entomology.
    - Live educational exhibits are encouraged. Possible exhibits including living adult butterflies, butterfly chrysalides from which the adults are emerging, caterpillars, ant farms and aquatic insects in water tanks. Showing of a living exhibit requires that the exhibitor be on hand to care for the needs of their "livestock" daily.
    - Exhibits will be evaluated on: educational value; appearance; quality and arrangement.
    - **Those planning to prepare exhibits in this category should first make arrangements with their Jefferson County 4-H Extension Program Manager: Amy Zukas, 315-788-8450 ext 254 or asw247@cornell.edu.**

## Section 13 - Natural Resources (continued)

### 8. Honey Bee / Apiculture Exhibits

- Honey – 1 pound container.
- Bee/Honey products made from Beeswax – Examples: candles (at least 2), lip wax.
- Display/Poster – Individual or Group – a series of posters/photos or three dimensional exhibit representing any aspect of Beekeeping. Examples: equipment, disease, bee colony management.
- Project Record Book for 4-H Beekeeping Project.
- See above for live exhibits. Exhibitor will be responsible for care and supervision of any live exhibit.

### Class No. 1307 Wildlife

- Bird Study - Consult *Bluebirds of New York, Birds of Prey; Introduction to Bird Study*; or any other bird materials for exhibit ideas. **Please note: If a birdhouse is completed as a Wood Science project, it should be entered in Section 12 Science, Technology & Engineering.**
- Habitat Improvement-Consult “*Wildlife Habitat Enhancement, Enhancement of Wildlife on Private Land, Managing Small Woodlots for Wildlife*” for exhibit ideas.
- Trapping Furbearers-Exhibits based upon the NYS DEC Trapper Training Program are acceptable, as are displays of equipment, pelt preparation, and discussions of the role of trapping in wildlife management.
- Other Wildlife Projects-Exhibits based upon New York’s wildlife resources: “*Environmental Awareness: Wildlife, Managing Small Woodlots for Wildlife; Wildlife Discovery, New York’s Wildlife Resources (fact sheets), and Wildlife in Today’s Landscapes.*” County projects or self-initiated projects are acceptable. A good source of potential project is the 4-H Forestry and Wildlife Invitational.

### Class No. 1308 Other Natural Resource Projects

- This class is for other natural resource projects that fall outside of the classes listed above.

### Class No. 1309 Leafspot Collection Booklets

As described under Activity 1 in *Know Your Plant's Disease* and/or Activity 3 in *Know Your Tree Diseases*, leaf disease notebooks exhibiting a minimum of 12 different diseased plants with at least 6 different fungal and/or bacterial diseases should be included. Example: Powdery mildew fungi may be included more than once if on different hosts, but the remaining samples must represent at least 5 other individual disease issues. Label each plant sample with your name, the date collected, plant name, location collected (town, county and state, and briefly describe the symptoms observed. Include a common name for each disease (such as: powdery mildew, leaf rust, fungal leaf spot, bacterial leaf spot, leaf blight, anthracnose, ring spot, etc.). Include a specific disease name for at least one of the samples, such as “tar spot” on maple caused by a *Rhytisma* sp.

### Class No. 1310 Pest Management on Vegetables or Ornamental Garden Plants Projects

Exhibit should include a poster display showing the layout of your vegetable or ornamental garden; photographs, drawings, tables and other visual aids may be used. A record book may be presented indicating dates on which problems were observed, treatment were utilized and observations were made as to the effectiveness of these treatments. Include specific steps taken to manage pests within the past year or two. Information on preventative treatments or management practices should also be included. This project should attempt to teach those who examine it the principles of pest management. Include specific information on at least five (5) pest problems identified and for which one or more management practices were used. Evaluation will be based on the member’s understanding of the subject and effectiveness of the poster as a teaching aid.

### Class No. 1311 Mushroom Collector’s Journal

This category is designed for the beginner mycologist. Although preservation of dried fungal specimens in the manner described in *Fun With Fungi* is encouraged, this project does not require that fungi be submitted as a collection of dried specimens. However, preservation of your fungi is strongly encouraged for future reference or for possible submission to the Cornell Herbarium. This project should include detailed notes about each fungal specimen, photos and spore prints. Six fungal specimens from different genera are required. More detailed instructions and forms for use with this project may be found online at:

<http://plantclinic.cornell.edu/mushroomjournal.html>.



*The Jefferson County Agricultural Society and Cornell Cooperative Extension Association of Jefferson County are not responsible for errors, omissions and/or unpaid premiums after September 15, 2024. No exceptions.*

## Section 14 - Vegetable Gardening

- Garden exhibits to be brought to the fair on Sunday, July 7 between 9:00 a.m. and 1:00 p.m. Judging starts at 1:00 p.m. Each exhibitor should be present to answer questions from the judge.
- This division offers an opportunity to display a garden item and gives participants an occasion to show the products of their gardening efforts.
- Exhibits that require it, must be grown by the exhibitors in their individual, family, school or community gardens, unless otherwise noted.
- Individual may display 5 entries in any one class, except where the number of entries is stated differently. Each exhibit must be of a distinctly different variety type.
- Exhibits and awards will be evaluated based on standards below.
- Exhibit must be labeled with correct common name and variety name (i.e., snap beans, Blue Lake; or petunia, Red Picotee). Otherwise, awards will be downgraded.
- For further information on preparing and exhibiting vegetables go to <http://www.hort.cornell.edu/gbl/pubs/index.html>.

**Excellent** - clean; only very minor defects in general appearance; best market size and quality; true to varietal characteristics. For exhibits with more than one specimen: not more than 10 percent variation in sizes for fruits and vegetables and cut flowers; only slightly detectable variation, uniform in shape, color and degree of maturity.

**Good** - clean; slight defects in general appearance; defective and unusable parts should not exceed 5 percent; good market size and quality. Exhibits with more than one specimen: not more than 25 percent variation in sizes for fruits and vegetables, and cut flowers; only slightly detectable variation in shape, color and degree of maturity.

**Worthy** - fairly clean; some defects in general appearance; defective and unusable parts should not exceed 10 percent; fair market size and quality. Exhibits with more than one specimen—not more than 36 percent variation in sizes for fruits and vegetables and cut flowers; noticeable variation in shape, color or degree of maturity.

**No Award** - dirty, serious damage apparent; defective and unusable parts exceed 10 percent; unsatisfactory market size or quality. Exhibits with more than one specimen —more than 100 percent variation in sizes for fruits and vegetables; extreme differences in shape, color or degree of maturity.

### Class No. 1401 Individual Vegetables

Up to 8 different vegetables can be exhibited in this class from the list below (continued on the next page).

- Beans, lima, 5 green pods, edible beans
- Beans, snap, green, 5 pods - Beans, snap, yellow, 5 pods
- Beans, snap, pole or vining type, 5 pods
- Beans, green shell, 5 pods, any variety including edible soy, Horticultural, Kentucky Wonder - Beans, dry shelled, 1/2 cup in container, dry field bean variety including mung, adzuki, fava
- Beets, 3, tops trimmed to 1 inch, no green shoulders
- Broccoli, 1 head or bunch of small heads, 5 inches or more in diameter
- Brussels Sprouts, 1-pint basket
- Cabbage, 1 head, 2 to 4 pounds, with 3 to 4 wrapper leaves, any fresh market variety.
- Carrots, 3, tops trimmed to 1 inch, no green shoulders
- Cauliflower, 1 head, leaves cut just above head
- Celery, 1 plant, market quality, roots off
- Chard, 1 plant, roots and damaged leaves off
- Chinese Cabbage, 1 head
- Chinese Cabbage, loose leaf, roots off, 1 plant
- Corn, Sweet, 3 ears, husks removed completely, shank trimmed to 1/2 inch, display in transparent bag
- Cucumbers, 2 slicing types, 5 inches or longer, 2 inches or less in diameter
- Cucumbers, 3 pickling type, 3 to 5 inches
- Cucumbers, 3 pickling type, less than 3 inches
- Dill, bunch of 3 seed heads, tied or in transparent bag
- Eggplant, 1 large oval and oblong types such as Black Beauty, Black Magic, Black Enorma, Dusky
- Eggplant, 2 small, slender and round types such as Easter Egg, Ichiban, Long Tom, White Beauty
- Endive, 1 plant, roots off, good market size
- Garlic, 3 bulbs, dried, braided together or tops trimmed to 1 inch, cleaned, not peeled
- Herbs, any kind, plant in pot or tied bunch, minimum of 12 sprigs
- Herbs, dried – show a minimum of 1 tablespoon. Exhibiting a larger amount is acceptable. Herbs must be appropriately prepared for use.
- Kale, 1 plant, roots off
- Kohlrabi, 2, tops and tap root trimmed to 2 inches
- Leek, 3 large, trimmed
- Lettuce, leaf, 1 plant, roots off, good market size
- Lettuce, head, 1 plant, roots off, good market size
- Muskmelon and honey dew melon, 1 good market quality
- Mustard, 1 plant, roots off
- Okra, 4, 1 1/2 to 3 inches long
- Onions, bulbs, 3 tops trimmed to 1/2 inch, well cured and dried, not peeled
- Onions, 4, green bunching type, tops on but trimmed evenly
- Parsley, 1 plant, roots off, good market size and quality
- Parsnips, 3 tops trimmed to 1 inch
- Peas, 5 pods 37
- Peppers, 2, large types such as Bell, Cubanelle, Italian Sweet
- Peppers, 3, small types such as Banana, Hungarian Wax, Cherry, Jalapeno - Potatoes, 3 tubers, 5 to 10 ounces
- Potatoes, 1 pint basket, salt potato types, 3/4 to 1 1/4 inch diameter
- Pumpkin, 1, ripe, any variety
- Radishes, 4, tops trimmed to 1/2 inch
- Rhubarb, 4 stalks, tops trimmed
- Rutabaga, 1, tops trimmed off
- Shallot, 3, tops trimmed to 1/4 inch, dried, not peeled
- Spinach, common, 1/2 pound in transparent bag
- Spinach, New Zealand, 1/2 pound, bunch or tender tips 3 to 6 inches, tied or in transparent bag

## Section 14 - Vegetable Gardening (continued)

- Squash, summer, 2, young, skin tender, such as zucchini, yellow, scallop
- Squash, winter, 1, any large types such as Hubbard, Delicious, Banana
- Squash, winter, 1, any small types such as Buttercup, Butter-nut, Spaghetti, Table Queen, Golden Nugget
- Squash, 1, soft and round stem, such as Big Max, Big Moon, Mammoth
- Sweet potatoes, 3 roots, any variety - Tomatoes, 2, ripe, stems off, medium and large fruited varieties including Roma types
- Tomatoes, cherry ripe, ½ pint basket, stems off, also Presto and small fruited types
- Turnips, 2, tops trimmed to 1 inch
- Watermelon, 1 mature, market size
- A collection of 3 related types, such as 3 varieties of pepper, or 3 vegetables that appear in an ethnic cuisine
- Miniature Vegetables, 6 of one type, harvested at small or baby stage
- Ornamental Vegetables, 3 of one type, such as miniature pumpkins or gourds or decorative corn; Ornamental kale (1 specimen)
- Heirloom Vegetables, any variety from the Heirloom Garden bulletin, exhibited in same manner as other vegetable classes
- Miscellaneous, any other vegetable not listed, display same number of specimens as similar crop listed

### Class No. 1404 Vegetable Art

- Imaginative use of plants and plant materials: How can you take advantage of the plant's shape and create something original?
- Sculptural elements: How might you manipulate a plant or group of plants into a living sculpture?
- Neatness of assembly: How does it hang together for the duration of the Fair without falling apart?
- Number of plants used: Are you making a display from one fantastic plant form, or using many to produce something unique?
- Sturdiness: Consider plant materials that will best hold up through the evaluation period.
- At the State Fair, you must "grow your own" to experience this as a growing project first and foremost. For County Fair, grocery purchased items are acceptable. Please consider using vegetables that could grow here in Jefferson County.
- Vegetables used must be listed.

*The Jefferson County Agricultural Society and Cornell Cooperative Extension Association of Jefferson County are not responsible for errors, omissions and/or unpaid premiums after September 15, 2024.*

## Section 15 - Horticulture

- Horticulture exhibits are to be brought to the fair on Sunday, July 7 between 9:00 a.m. and 1:00 p.m. Judging starts at 1:00 p.m.
- Each exhibitor should be present to answer questions from the judge. All exhibits will be judged on the basis of quality.
- Participants are encouraged to work together as groups to create exhibits.
- Individual exhibits are also acceptable.
- Judges will consider number of participants so that group projects will be evaluated appropriately.
- Age, experience and standards listed in related 4-H publications, as well as content and quality, will be considered in evaluating criteria.
- Project resource materials listed are for suggestions only. Use your imagination for other ideas. For more information and ideas, check the website: <http://www.hort.cornell.edu/4hplants>.
- Endangered species are not allowed in any exhibit.
- Class No. 1506—Floral Design and Class No. 1507—Miniature Arrangement may use purchased or wild flowers.



## Section 15 - Horticulture (continued)

### Class No. 1501 Cut Flowers

- Up to 8 different entries may be exhibited in this class.
  - Consist of 3 stems with the same color blooms except as noted:
  - Gladiolus - ONE spike with at least 12-inch stem & other large spikes.
  - Roses - ONE stem of the type entered.
  - Dahlias - THREE blooms of one color, or ONE bloom if over 6 inches.
  - Any bloom 6" or larger –show ONE specimen, such as a 6"+sunflower or dinnerplate dahlia.
  - Stems should be eight inches long, except where type of flower makes this impossible.
  - Flowers that do not last as cut flowers (daylilies, hollyhocks, impatiens, portulaca, etc.) may not be entered.
  - Blooms of weeds, wild flowers and shrubs will not be evaluated. If you would like to show a weed (or wildflower) you should enter it as a "Methods" project (Class 31, Example: How to grow wild geranium for cut flowers) or as an "Experiment" (Class 13, 14, 15 or 16) where you might evaluate a weed for use as a cut flower.
  - You may provide your own disposable container.
  - You may find further information on preparing and exhibiting cut flowers at <https://blogs.cornell.edu/gblblog/files/2018/01/Annals-for-Your-Garden-1gv3lgx.pdf>.
- |   |  |
|---|--|
| • Aster (annual)  | • Petunia  |
| • Bachelor Button   | • Rudbeckia (Coneflowers, Black-eyed Susan)  |
| • Calla Lily – 3 stems  | • Snapdragon   |
| • Calendula   | • Statice (fresh, not dried)   |
| • Chrysanthemum (any form)  | • Stock - Strawflower (fresh, not dried)   |
| • Cleome  | • Sunflowers   |
| • Cosmo   | • Sweet Peas   |
| • Dahlia – 6" blossom, 1 stem; less than 6" blossoms, 3 stems           | • Zinnia   |
| • Flowering Tobacco   | • Zinnia, large, over 4"   |
| • Gladiolus   | • Daisies  |
| • Larkspur  | • Pansies  |
| • Marigold  | • Viola  |
| • Delphinium  | • Carnation  |
| • Asiatic Lily (one stem)   | • Miscellaneous, any other cut flower not listed, annual or perennial, display the same number of specimens as similar crop listed.  |
| • Nasturtium - Ornamental Grass (foliage and fully developed seed head) | • A collection of 6 (six) garden cut flowers, not used in other cut flower entries. One (1) specimen of each variety. Flowers named and variety listed. No wildflowers, weeds or shrubs. |
| • Phlox-annual  |  |
| • Rose  |  |

### Class No. 1502 Horticulture Scrapbook

- Collection of plant pictures.
- Scrapbooks of accumulating years should have dividers between years. Current year's exhibit should be clearly marked. Current year exhibit will be judged.
- May be cut from magazines or garden center catalogs, illustrated by your own drawings, photographed or photocopies.
- Write in the front or back of the catalog where your images came from if you did not make them yourself (for example: Pictures are from W. Atlee Burpee 1998 seed catalog).
- This scrapbook makes an excellent study guide for the Horticulture Contest.
- Each plant should be represented on its own 8 ½ x 11-inch page.
- Catalog will be worth more if the picture (or perhaps more than one picture) shows different stages of growth (fruit and leaf, vegetable and flower, flower and leaf).
- The NY Horticulture Study Guide should be used as the template for assembling book.
- Fasten pictures with clear tape, paper glue or rubber cement.
- Pages must be bound in notebook binder.
- Label with common name and brief description. Consult NY Horticulture Contest Guidelines <http://www.hort.cornell.edu/4hplants/index.html> for the plants required in each class.
- Beginners must include the 15 plants specified from each group—flowers and indoor plants; ornamentals; fruits and nuts, vegetables.
- Intermediates must include the 30 plants from each group
- Advanced participants must include all 45 plants from each group.
- NY Horticulture Contest Guidelines are available from your Cornell Cooperative Extension 4-H Program Manager: Amy Zukas 315-788-8450 ext 254 or [asw247@cornell.edu](mailto:asw247@cornell.edu).

## Section 15 - Horticulture (continued)

### Class No. 1503 Photo Record Book

- Photos must be taken by 4-Her.
- A minimum of 20 photos. The collection of 20 plants can be a combination of several types of plants, such as trees, shrubs, weeds, annuals, perennials, fungi, etc.
- Identify common and scientific names.
- List variety, growing requirements, location of plant, where photo was taken and identification sources.

### Class No. 1504 Plant Collections—Preserved

- Plants must be pressed, dry, mounted and labeled. To press plant material, it is best to use the method described in: Pressed Flower Pictures (1982), 141-IB-34, find at <https://ecommons.cornell.edu/bitstream/handle/1813/3267/Pressed%20Flower%20Pictures.pdf;sequence=2>, or as described by a person who has experience collecting plant material.
- A clear protective overlay is helpful for many, but not all exhibits.
- Weeds and other specimens mounted green (not pressed or dry) will not be evaluated.
- Collections of plants may be on one side of ONE PIECE of poster board or like material, 22 x 28 inches in size, or in notebook binders with single specimens on pages 8 1/2 x 11 inches.
- List sources used to identify plants and plant materials.
- Plants Identified by Common and Scientific Name.
- Describe where found and describe habitat.
  1. **Leaf, Twig** (and fruit, flowers and seed, if possible) **of ten or more ornamental trees.**
  2. **Leaf, Twig** (and fruit, flower and seed, if possible) **of ten or more ornamental trees.**
  3. **Leaf, Twig, and Illustration** of fruit or nut, of ten or more fruit or nut plants.
  4. **Ten Weeds** common to lawns and flower beds.
  5. **Ten Annual Flowers**
  6. **Ten Perennial Flowers**
  7. **Ten Wild Flowers**
  8. **Ten Seeds** (any single plant type, Ex. 10 ornamentals, 10 fruits, etc.)
    - Clean and dried (not green) Seeds must be harvested by exhibitor.
    - A picture of plant must accompany seeds.
    - List growing conditions required.
  9. **Miscellaneous Collection**
    - Entries will be judged according to similar project criteria.

### Class No. 1505 Container Gardens

- No artificial or plastic plant materials allowed.
- Appropriate container and plant combinations.
- Please list plants, plant materials and varieties included in container.
- Entries must be grown in display container prior to June 1 of the current year.
- Perennial, annual, vegetable, ornamentals.
- Theme Gardens only may have some artificial material These materials should not be a main focus of the exhibit. They should blend in. Plants should be prominent.

### Class No. 1506 Fruits and Nuts

- All fruits and nuts must be cared for by exhibitors.
- Nuts grown in the previous year may be entered.
- For more information on culture, consult: "Strawberry Yields Forever" - a day neutral strawberry 4-H project, available at <https://cpb-us-e1.wpmucdn.com/blogs.cornell.edu/dist/f/575/files/2016/07/newlogostrawberry-yields-forever-1ue4bpp-or9czw.pdf>. Other publications at this website may be useful.
- Apples, 2, ripe, any single variety.
- Apricots, 2, ripe - Blueberries, ½ pint.
- Cherries, ½ pint basket, with stems, any single variety.
- Elderberries, attached to cluster, 1 quarts.
- Grapes, 1 bunch.
- Nectarines, 2, ripe.
- Peaches, 2, ripe.
- Pears, 2, ripe, with stems, any single variety.
- Raspberries, 1/2 pint, any single variety.
- Strawberries, 1 pint, caps on.
- Other: minor fruits such as quince or persimmon, 3, ripe.
- Miscellaneous - any fruit not listed, display same number of specimens as similar crop listed.
- Nuts, all-ripe, dry, unshelled, ½ pint, any single variety.
- A collection of 3 types, such as 3 different varieties of apples.

## Section 15 - Horticulture (continued)

### Class No. 1507 Floral Design

- List plants and varieties.
- Dry or fresh flower corsage in transparent bag.
- Table arrangement of live or dry plant material - not over 12" in diameter and under 8" in height.
- Holiday decoration of live, dried or natural plant materials - no more than 18" in diameter or 24" long.
- Plaque of dried or pressed plant material; includes other craft projects made with real plant material (Ex. floral pictures). Plaques and pictures need to be signed.
- Large Arrangement of live or dried plant material –for arrangements over 12”in diameter and over 8”in height.
- List ID sources.
- More information can be found at 4-H Leaflet H-7-3i Fresh & Dry Flower Arrangements <http://hdl.handle.net/1813/17533>
- No artificial or plastic materials except for ribbons – with the exception of Theme Gardens – see class #24.
- Fall arrangements, gourd arrangements and photo stories may be entered in Class #28 open.

### Class No. 1508 Miniature Arrangement

- Arrangement of fresh or dried flowers.
- Less than 6” in height and diameter – including container.
- List plants used.

### Class No. 1509 Open Class Exhibits

- Exhibits deemed worthwhile but fall outside the horticulture categories described above.
- List plants and varieties used.
- Exhibits will be judged according to similar project criteria.

### Class No. 1510 Indoor Gardening

- Please list plants and varieties used.
- All items should follow recommended guides of balance, design, proportion and harmony.
- No artificial or plastic plant materials allowed.
- Ribbon and bows as part of the design are allowed.
- Entries must be grown in display container prior to June 1 of the current year.
- Examples:
  - Dish garden.
  - Terrarium or closed eco system –no endangered species allowed.

### Class No. 1511 Indoor Gardening House Plants

- Houseplants must be a single stem or crown in proportional container. No artificial or plastic plant materials allowed.
- Please list plant and variety.
- Entries must be grown in display container prior to June 1 of the current year.
- Examples:
  - Potted house plant - flowering.
  - Potted houseplant - foliage.
  - Potted house plant - vine.
  - Potted houseplant - hanging container. More than 1 plant accepted.
  - Miniature houseplant - 2 1/4"-3" pot maximum. Example, miniature African violet.





## Section 15 - Horticulture (continued)

### Class No. 1512 Landscape Pictures and Plans

In this class, youth can display what they have learned about the elements of design and how plants can be grouped effectively for ornamental or edible purposes. It also offers an opportunity to display their garden record keeping.

- All collections, pictures and plans will be enhanced by a clear, protective overlay.
- Markers, colored pencils or paints may be used to embellish the landscape plan.

#### 1. Home Grounds Landscape Photographic Album

- Must have at least six "before" and six "after" pictures of current year's work.

#### 2. Plan or Map of home grounds

- Drawn to scale.
- Show things as they were at beginning of project.
- A second map, with suitable and necessary notes, showing changes and improvements made.
- In different colors, show changes and improvements yet to be made.
- Indicate direction north on plan.
- See "Young People's Guide to Landscaping." At <http://www.hort.cornell.edu/gbl/pubs/index.html>

#### 3. Plan or map of apartment dwelling

- Drawn to scale, showing grounds as they are currently.
- A second map, showing proposed changes that would improve existing grounds.
- Where ground space is unavailable, a terrace or porch garden of containerized plants can be depicted.
- Indicate direction north on plan.

#### 4. Plan of annual and/or perennial flower garden

- Show varieties, name, placement, height and color.
- Use scale no smaller than 1 inch equals 4 feet.
- Indicate direction north on plan.

#### 5. Plan of home orchard (tree fruit and/or berry crops)

- Show varieties, name, placement, height and time of fruiting.
- Use scale no smaller than 1 inch equals 4 feet.
- Exhibit should indicate current year's work. Current year's work will be judged.
- Indicate direction north on plan.

#### 6. Plan of home vegetable garden

- Show varieties, name, placement, height and approximate harvest times.
- Succession of plants may be indicated by a tracing paper overlay.
- Use scale no smaller than 1 inch equals 4 feet.
- Indicate direction north.

#### 7. Plan of community service beautification project

#### 8. Garden Record Book

- List plants chosen and varieties.
- List reason for selection.
- Garden design sketch, including lay-out, dimensions, and spacing.
- Indicate direction north.
- Photos showing before and after are helpful.

#### 9. Horticulture Open Class

- Class is an option for exhibits deemed by the County to be worthwhile but fall outside the categories described above. The decision to bring such exhibits is left to the discretion of the Extension 4-H Program Manager.
- Entries will be judged according to similar project criteria.
- Horticulture posters that do not qualify for other Horticulture classes may be entered here.

### Class No 1513 Field Crops

- Sample of hay must be well cured, not moist.
- Grasses, legumes and silage crops will be judged on the basis of their values as forage or silage.
- Exhibits should be displayed in either tightly packed, clean baskets or slice of bale with approximately dimension 8 x 10 x 14, or as described.
- Varieties listed:

- |  |                                   |
|--|-----------------------------------|
| • Oats – 1 peck  | • Corn stalks – 3 make an exhibit |
| • Wheat – 1 peck   | • Alfalfa                         |
| • Any other small grains                                   | • Clover                          |
| • Field corn – 3 ears                                      | • Birdsfoot trefoil               |
| • Haylage – quart jar with mixture names on entry card     | • Timothy                         |
| • Corn silage – quart jar with mixture names on entry card | • Mixed hay –state mixture        |

- Feeds suitable for a youth animal project. Project must be specified, feed sampler attractively displayed on a board. Nutritional value and use of each sample must be described.
- Miscellaneous entries will be judged according to similar project criteria.

## Section 15 - Horticulture (continued)

### Class No. 1514 Horticulture Experiment

- The intent of this division is to generate an interest among young people in a science-based approach to horticulture. Guidelines and suggestions for the exhibitor working with plants: Both how you plan your experiment and the final description for your display should include the following sections:
- **Background.** Describe why you did this experiment and why it is important to you and other people?
- **The Question (or hypothesis).** What specific question does your experiment try to answer? For example: "Does watering geraniums with coffee increase their growth?"
- **Methods.** Outline how you did the experiment. Be sure to include:
  - a. **Treatments.** Describe specifically what you are comparing as treatments. Remember that you should have a check treatment (what is usually done) and the 'test' treatment. From the above question: Check = watering with water, and treatment = watering with coffee.
  - b. **Measurements.** Describe what you are measuring (weight, height, etc.) and why. Include observations of the plants over the course of the experiment.
- **Results.**
  - a. What did your measurements tell you about the treatment compared to the check? Was there a difference and if so, why do you think so? Use tables, graphs or pictures to share what you learned.
  - b. What other things did you notice in your observations?
- **Conclusions.** What did you learn? What is important about your results to other people? What would you suggest to someone else, based on what you learned?
- The display should be interesting, attractive and neat, so that people will want to stop and learn about what you did. It should:
  - Include actual examples of treated and untreated plants, if possible, otherwise use drawings or photographs.
  - On sheets of paper, describe your study using the above 5 sections.
  - Use big print so that it is easy to read from 3 feet away.
  - Glue these sheets, along with any photos or graphs to heavy poster paper (14"x 22" minimum) for display. "Strawberry Yields Forever" <https://cpb-us-e1.wpmucdn.com/blogs.cornell.edu/dist/f/575/files/2016/07/newlogostrawberry-yields-forever-lue4bpp-or9czzw.pdf> 4-H Fact Sheets are available from your 4-H Program Manager: Amy Zukas, 315-788-8450 ext 254 or asw247@cornell.edu.
- Suggested subject areas include:
  - **Propagation**
  - **Breeding**
  - **Soil Science**
  - **Cultural Practices**
  - **Miscellaneous**—Entries will be judged according to similar project criteria.

### Class No. 1515 Horticultural Methods

This class gives young people a chance to an interesting, different approach to growing plants. This enhances gardening skills and encourages the participant to think creatively.

- Because of the difficulty of reproducing some of the horticultural methods for exhibiting purposes, a poster or poster series format may be used.
- Use heavy poster paper (14" x 22" minimum) as a background.
- Glue or tape photos and diagrams, along with sheets of white paper that include your description within these sections: 1) introduction, 2) growing method used, 3) what you learned or discovered.
- Instead of a poster, an exhibit of the method itself (such as a small hydroponics set-up) can be displayed.
- Examples:
  - **Hydroponic Gardening**
  - **Season Extender Methods**
  - **Propagation**
  - **Miscellaneous**—any horticultural methods not listed, entries will be judged according to similar project criteria.



*The Jefferson County Agricultural Society and Cornell Cooperative Extension Association of Jefferson County are not responsible for errors, omissions and/or unpaid premiums after September 15, 2024.*

## Section 30 - Contests Animal & Non-Animal Related

Please pre-register for any numbered classes that you are interested in participating in.

### **Class No. 3001 Dairy Judging Contest**

Friday, July 12, 9:00 a.m.

Dairy Show Tent Open to 4-H and FFA Youth

This Event will consist of four classes. Participants will receive individual placing 1-10 in the Junior and Senior divisions. Cloverbuds may enter as participation only, with the help of a teen or adult.

### **Class No. 3003 Career Development Events**

Friday, July 12, 12:30 p.m.

Dairy Show Tent Open to 4-H and FFA Youth

The following contests may be included as Career Development Events:

1. **Horticulture Contest:** The horticulture contest will consist of identification of samples in the categories of ornamental, fruit, nut and/or vegetable crops. General knowledge questions may also be asked.
2. **Livestock Skill-a-Thon:** Individuals may be asked to identify retail meat cuts, livestock equipment, feeds and breeds, evaluate cuts of meat and hay or wool samples and complete a quality assurance exercise. Individual and team components may be included.
3. **Milk Quality and Products:** The purpose of the National FFA Milk Quality and Products Career Development Event is to promote practical learning activities in milk quality and dairy products while assisting students in developing decision-making skills. At the Jefferson County Fair students will identify cheese samples, cheese characteristics and fat content of dairy products.
4. **Poultry Evaluation:** The National FFA Poultry Evaluation Career Development Event simulates learning activities related to production and management, processing, marketing and food safety and quality of poultry products. At the Jefferson County Fair students will evaluate poultry products and exterior egg quality.
5. **Tree Identification Contest:** The Tree Identification contest consists of identifying 20 samples of tree species found locally in Jefferson County. The samples include both deciduous and coniferous trees. There is also a short knowledge test of the various tree species.

More information about Class No 3001 and Class No 3003 is available by contacting Jefferson County Agriculture Teachers or the Cornell Cooperative Extension of Jefferson County Office:

Alexandria Bay, Matt Greene - [mgreene@acsghosts.org](mailto:mgreene@acsghosts.org)

Belleville Henderson, Tedra Bean - [tbean@bhpanthers.org](mailto:tbean@bhpanthers.org)

Carthage Central School, Jen Phelps - [jphelps@carthagecsd.org](mailto:jphelps@carthagecsd.org)

Indian River, Nichole Hirt - [nicholehirt@ircsd.org](mailto:nicholehirt@ircsd.org)

South Jefferson, Melissa Fregoe-Cronk - [mfregoechronk@spartanpride.org](mailto:mfregoechronk@spartanpride.org)

Watertown, Alissa Donnell - [adonnell@watertowncsd.org](mailto:adonnell@watertowncsd.org)

Jefferson County 4-H Program Manager: Amy Zukas—[asw247@cornell.edu](mailto:asw247@cornell.edu) or 315-788-8450 ext. 254

### **Class No. 3006 Super Showmanship**

Saturday, July 13, 4:00 p.m.

Livestock Show Tent

Open to top swine, beef cattle, dairy cattle, sheep, market and dairy goat showmen.

The outstanding swine, beef, dairy, sheep, market and dairy goat showmen from each category will compete in the Super Showmanship Contest. Each showman will show a pig, a lamb, a beef animal, a dairy animal, a dairy goat and a market goat. Each showman participating will receive a Rosette. Prizes will be presented to 1<sup>st</sup> place Super Showmen in each category. Junior: Ages 8-10; Senior: Ages 11-13; Master: Ages 14 and older.

*The Jefferson County Agricultural Society and Cornell Cooperative Extension Association of Jefferson County are not responsible for errors, omissions and/or unpaid premiums after September 15, 2024. No exceptions.*

# COUNTY FAIR ANIMAL EXHIBIT OVERNIGHT PERMISSION FORM

(To be submitted when you pick up Animal Registration Packets)

## 4-H COUNTY FAIR OVERNIGHT POLICY

For safety reasons, the 4-H Program strongly discourages 4-H youth from staying overnight with animal exhibits at the Jefferson County Fair. However, we recognize that in some circumstances it is necessary to do so for the purpose of supervising animals and correcting emergency situations that could arise. Parents who request permission for youth to stay overnight will assume full responsibility for the actions and well-being of their children. A parent, guardian, or other responsible adult (21 years or older) must be designated as a chaperone and accompany the child. One adult may not be responsible for more than 6 youth. All 4-H youth will be expected to follow the Code of Conduct listed below. Failure to comply will result in exclusion from participation at the county fair, loss of premiums, or more serious consequences.

NOTE: Only 4-H youth who have animal exhibits housed at the fair (dairy, beef, sheep, swine, goats) will be given permission to stay overnight. Cloverbuds **will not** be allowed to stay overnight, unless their parents are with them (chaperones will not be accepted for Cloverbuds).

### Code of Conduct:

- ◆ Project a positive 4-H image to the public
- ◆ No rough housing or wrestling
- ◆ Please clean up after yourself
- ◆ No abusive language
- ◆ No loud music
- ◆ Please be courteous
- ◆ Proper apparel and shoes will be expected when working with animals
- ◆ Use of **tobacco, alcohol, or other controlled substances** is expressly forbidden. Youth and/or adults contributing to 4-H members' use of the aforementioned items will be subject to legal action.
- ◆ All animal exhibitors will be expected to keep wash racks and manure area clean and to avoid wasting water.

I give permission for my son/daughter to stay overnight with his/her animal exhibit at the 2024 Jefferson County Fair. I have reviewed the Code of Conduct with my child(ren).

4-H Youth Name \_\_\_\_\_ Age \_\_\_\_\_

Dates Staying Overnight \_\_\_\_\_

Reason \_\_\_\_\_

Chaperone Name \_\_\_\_\_

Phone \_\_\_\_\_

\_\_\_\_\_  
*Chaperone Signature*

Date \_\_\_\_\_

\_\_\_\_\_  
*Parent/Guardian Signature*

Date \_\_\_\_\_

# Animal Health Requirements For Admission to New York State and County Fairs

(Part 351 of NYS Agriculture and Markets Regulations) NYS Department of Agriculture and Markets/Division of Animal Industry

## General Prohibitions and Requirements

- No person shall bring or have present an animal on the fairgrounds for any reason (show, exhibit, raffle, demonstration, display) during a fair which is not qualified under NYS regulations.
- Any animal which is subject to inspection upon entry to the fairgrounds will be inspected without covering (wraps, coats, head gear, etc.).
- No person shall present an interstate or intrastate certificate of veterinary inspection that has been altered by anyone other than the issuing veterinarian.
- Animals demonstrating clinical signs or other evidence of infectious, contagious or communicable diseases shall not be allowed on the fairgrounds during a fair.
- Representative of the Commissioner may deny admission to, or require removal from the fair premises, or require the segregation of any animal showing signs of, or exposed to, any infectious, contagious, or communicable disease.  
**NOTE:** The fair board of directors has the authority to reject unworthy or unsightly exhibits for reasons other than infections, contagious or communicable disease (Part 350.10). The state veterinarian or animal health inspector will bring questionable exhibits to the attention of the fair board.
- All animals presented that originate from a location other than New York shall meet all New York State importation regulations appropriate to the species in addition to their fair animal health requirements.

## Certificates of Veterinary Inspection (CVI)

- Cattle, sheep, goats, swine, llamas, alpacas, and misc. ruminants, require a valid CVI to enter the fairgrounds.
- The CVI must be issued by a Category 2 accredited veterinarian. Wet ink signatures for paper CVIs or e-signatures for eCVIs are acceptable.
- A physical CVI must be available to inspection staff for date and approval at time of inspection. This may be a printout of an eCVI or owner's copy of a paper CVI.
- All animals must be officially identified. **ALL MANMADE ID MUST BE RECORDED.** Refer to Animal Identification below for more information.
- Only one species per certificate is allowed.
- The type and duration of certificate required depends on the origin of the livestock:

### New York Origin Livestock:

- A valid intrastate CVI (AI 61) is required.
- Each animal must be individually identified on the CVI (see below).
- The CVI must be issued on or after May 1 of the current year.

### Out of State Origin Livestock:

- All animals entering New York State must satisfy import health and test requirements for that species and be accompanied by a valid interstate CVI.
- An e-CVI may be issued but a paper copy of the e-CVI is required for the animal check-in process.
- The interstate CVI is valid for 30 days from the date of CVI inspection. During the fair season (July 1 through Labor Day) valid CVI's can be used multiple times for entrance into fairs. The initial entrance into a NY fair must be within 30 days of CVI inspection. In order for the CVI to be used for a later fair, it must be dated and initialed by a NYS Agriculture and Markets official noting the location of the initial fair. A change in health status or eligibility of an animal necessitates the generation of a new CVI.

Questions regarding import requirements should be directed to the Division of Animal Industry at 518-457-3971, or at the division's import/export homepage: <https://agriculture.ny.gov/animals/animal-import-export>

## **Animal Identification**

### **• ALL MANMADE ID MUST BE RECORDED**

- Cattle must be identified by an official USDA approved ear tag. Radio frequency identification (RFID) ear tags, commonly referred to as "840 RFID tags," are strongly recommended.
- Sheep and goats must be identified by official scrapie identification. (see sheep and goats section below)
- Swine must be identified by an official USDA approved ear tag. Radio Frequency Identification (RFID) ear tags, commonly referred to as "840 RFID tags," are strongly recommended. Nursing piglets do not have to be individually identified if the sow is correctly identified on the CVI and the number of piglets in the litter is noted on the CVI. Nursing piglets from out of state will need official ID (see swine section).
- Llamas and Alpacas must be identified by official ear tag or microchip.
- Misc. Ruminants must be identified by a unique ear tag or microchip.
- A complete written description is sufficient identification for horses entering New York accompanied by a CVI. The description must match the EIA test record. Horse sketches and descriptions should reference color pattern, hair whorls, chestnuts, scars, and other markings as necessary to uniquely identify the horse. Tattoos and microchips if any should be included. "Bay, no markings" is not an acceptable description for a CVI or EIA test record.
- **NOTE:** If you are exhibiting animals identified by microchip, a working reader must be supplied by the exhibitor.
- For questions on animal identification please contact your veterinarian or our office at 518-457-3502.

## **Rabies Vaccination**

- Rabies vaccination is required for all species for which there is a USDA licensed vaccine available (cattle, horses, sheep, dog, cat, ferret) **and** that are *4 months of age or older* on the date of admission to the fair. For most rabies vaccines, the earliest age allowable for primary vaccination is 3 months. Animals that are vaccinated prior to 84 days of age will need to be re-vaccinated according to label before entering the fairgrounds
- Vaccine must have been administered within the past 12 months. The exception is Imrab LA vaccine used in sheep which protects for three years after the second annual vaccination (consult your veterinarian).
- The rabies vaccination requirement must be met on the day of admission even if the animal was previously admitted to a fair when too young to vaccinate.
- **NOTE:** Individual fairs can require animals for which there is no approved rabies vaccine to be vaccinated for rabies. The requirements outlined above would apply. The fair is responsible for notifying exhibitors. The **New York State Fair** requires rabies vaccination for all livestock species entering the grounds.

## **Acceptable Proof of Rabies Vaccination**

- Acceptable proof of rabies vaccination must include a signed written statement from the veterinarian administering the vaccine or a valid certificate of veterinary inspection that has the vaccination listed and is signed by the Category 2 accredited veterinarian.
- Acceptable proof of rabies vaccination must include the name of the product used, the date of administration and the duration of immunity if longer than one year (sheep only).
- If the statement of rabies vaccination is included on a paper EIA test record, the test record must be signed certifying vaccination in addition to the required signature for the EIA test record.
- If the statement of rabies vaccination is electronically entered into an eEIA test record, only one electronic signature is required.  
**NOTE:** Rabies titers are not acceptable proof of rabies protection and cannot be used to meet entry requirements.
- Acceptable proof of vaccination for dogs is a valid vaccination certificate or a copy of the dog license that contains the rabies vaccination information.

## Animal Health Requirements (continued)

### BVD-PI Testing

- All cattle, llamas, and alpacas exhibited at NY county fairs or the State Fair must be negative to an approved test appropriate to detect **Bovine Viral Diarrhea persistent infection (BVD-PI)**. Official ID must be in the animal prior to sampling. The testing veterinarian is responsible to make sure the proper test is conducted. This is a once in a lifetime test that must be reported on the required certificate of veterinary inspection. The issuing veterinarian is responsible for verifying the validity of the test, official identification of the animal, and recording the test date on the CVI. If a previous test is not verifiable the test must be repeated.

### Cleaning and Disinfection

- All buildings on the fairgrounds housing animals must be cleaned and disinfected prior to the opening of the fair and between groups of animals when housing is rotated (Section 50.2 of Agriculture and Market regulations).

### Animal Deaths

- Occasionally animal deaths occur at a fair. If a death occurs it must be reported to the state veterinarian in charge as soon as possible for review. The animal must be promptly removed from the public exhibit area to a secure location and held for the veterinarian prior to disposal.

### Calving, Kidding and Lambing

- Any cattle, goats, or sheep that calve, kid, or lamb while at a county fair or the State Fair will be **ordered removed from the fairgrounds** along with their offspring, unless the animals are part of a birthing demonstration.

### Commingling of Sheep and Cattle

- Due to the potential spread of malignant catarrhal fever from sheep to cattle, it is recommended that cattle be kept separate from sheep.

### Commingling of Swine and Poultry

- Due to the potential spread of influenza viruses it is recommended that swine and poultry be housed in separate locations.

### Isolation on Returning Home

- The owner or custodian shall keep show animals biologically separate from the herd or flock for a period of at least two weeks after returning to the premises of origin. If any illness is noted in the exhibition animals the owner should contact their veterinarian immediately.

## Individual Species Requirements

### Horses:

- Certificate of Veterinary Inspection (CVI) is not required for New York origin horses. CVI is required for imported horses. Extended Equine CVIs (EECVIs) are acceptable. For more information on EECVIs, visit <http://www.globalvetlink.com>.
- Negative Equine Infectious Anemia (EIA) test is required for all horses 6 months of age or older. The horse must be accompanied by a valid negative EIA test record, signed by a Category 2 accredited veterinarian. The sample collection date for the qualifying EIA test must have been on or after January 1, 2023, for New York origin horses. For imported horses, the EIA test must have been conducted within 12 months prior to entry. The EIA test certificate must include a complete description of the horse.
- Rabies vaccination is required for all horses four (4) months of age or older (see above).

### Cattle:

- Certificate of Veterinary Inspection with animals properly identified. See Animal Identification section above.
- Rabies vaccination is required for all cattle four (4) months of age or older (see above).
- All cattle must be negative to an approved test appropriate to detect Bovine Viral Diarrhea persistent infection (BVD-PI). The existing, official identification, date and results of the testing must be noted on the certificate of veterinary inspection.
- All cattle must be vaccinated against bovine respiratory disease complex including bovine respiratory syncytial virus, bovine virus diarrhea, infectious bovine rhinotracheitis and parainfluenza with an age appropriate- product administered in a manner and time frame adequate to confer protective immunity for these diseases for the duration of the fair. The date and vaccine product should be documented.

### Sheep:

- Certificate of Veterinary Inspection with animals individually identified with USDA approved scrapie identification. Identification must be one of the following: 1) USDA approved tags or 2) a legible USDA approved registration tattoo or 3) a legible USDA approved flock tattoo and individual animal ID number or 4) electronic implant device (microchip) if the sheep is enrolled in the Scrapie Flock Certification Program, and/or the electronic implant ID is recorded on the sheep's registration paper. ET tattoo in the ear or tail web. For information on scrapie ID, contact USDA at 1-866-USDA-TAG (1-866-873-2824).
- Rabies vaccination is required for all sheep 4 months of age or older (see above).
- The CVI must contain a written statement from the issuing Category 2 accredited veterinarian that the flock of origin was inspected after May 1 of the current year and no evidence of contagious, infectious or communicable diseases was found.
- If evidence of soremouth (contagious ecthyma) is found on any sheep, the entire exhibit including the affected animals (and any small ruminants from any other flock on the same conveyance to the fairgrounds) shall immediately be removed from the fair premises with the holding pens cleaned and disinfected immediately after removal.

## Individual Species Requirements (continued)

### Goats:

- Certificate of Veterinary Inspection with animals individually identified with USDA approved scrapie identification. Identification must be one of the following: 1) USDA approved tags or 2) a legible USDA approved registration tattoo or 3) a legible USDA approved herd tattoo and individual animal ID number or 4) electronic implant device (microchip) if the goat is enrolled in the Scrapie Flock Certification Program and/or the electronic implant ID is recorded on the goat's registration paper. ET tattoo in the ear or tail web. For information on scrapie ID, contact USDA at 1-866-USDA-TAG (1-866-873-2824).

The CVI must contain a written statement from the issuing Category 2 accredited veterinarian that the herd of origin was inspected after May 1 of the current year and no evidence of contagious, infectious or communicable diseases was found.

- If evidence of soremouth (contagious ecthyma) is found on any goat, the entire exhibit including the affected animals (and any small ruminants from any other flock on the same conveyance to the fairgrounds) shall immediately be removed from the fair premises with the holding pens cleaned and disinfected immediately after removal.

### Swine:

- Certificate of Veterinary Inspection with animals properly identified. Out of state nursing piglets need official identification along with the sow. See Animal Identification section above.

### Llamas, and Alpacas:

- Certificate of Veterinary Inspection with animals properly identified. See Animal Identification section above.
- All llamas and alpacas must be negative to an approved test appropriate to detect Bovine Viral Diarrhea persistent infection (BVD-PI). The existing, official identification, date and results of the testing must be noted on the certificate of veterinary inspection.

### Poultry:

- Poultry (with the exception of doves, pigeons and waterfowl) must be accompanied by 1) results of a negative pullorum typhoid test conducted within 90 days prior to exhibition OR 2) proof that the birds originated directly from a US pullorum-typhoid clean flock or equivalent flock.
- Poultry qualified by a 90-day test must be identified by official leg band.
- Proof of NPIP status must be in the form of an NPIP certificate or purchase receipt containing NPIP certification information. If utilizing a receipt, it must be dated within a year of the date of admission to the fair.

### Deer/Elk (Cervidae)

- Certificate of Veterinary Inspection with animals properly identified. See Animal Identification section above.
- Originate from a herd classified as accredited or qualified under USDA tuberculosis regulations.
- A movement permit obtained from the Division of Animal Industry is required for all deer movements. All CWD and TB program requirements must be met before a permit will be issued. Questions regarding movement permits should be directed to the Division of Animal Industry at 518-457-3502.

### Miscellaneous Ruminants

- Certificate of Veterinary Inspection with animals properly identified. See Animal Identification section above.

## Exhibitor Pre-fair Guidelines

### Cattle, Sheep, Swine, Llamas, Alpacas, Cervids, Misc.

#### Ruminants:

- Review the animal health requirements booklet including information for your species **before** your veterinarian arrives to inspect your animals. If you have questions, **ask**.
- Your veterinarian is responsible for inspecting your animals and completing the certificate of veterinarian inspection (CVI). Call **early** to avoid the last-minute rush when mistakes are made and there is no time to correct.
- Make sure **USDA approved official ear tags** are present on cattle and swine and USDA approved scrapie ID is in place on sheep and goats. Official ID must be applied to animals prior to regulatory testing and completion of the CVI.
- Llamas and Alpacas require a micro-chip or ear tag. If a microchip is utilized make sure the veterinarian confirms the microchip ID or places one. If your animal is identified by a microchip, make sure you bring a working reader with you to the fair.
- **ALL IDENTIFICATION MUST BE RECORDED. Make sure it is.**
- Review the CVI carefully upon receipt to make sure all the information is correct including any required test or vaccination information.
- **DO NOT** stuff it in an envelope and assume all is well. The time to correct is before pulling them out at the fair. The CVI is your document, and you share responsibility if it is incorrect.
- If you are **importing** livestock from out of state, make sure the interstate requirements are met and you have a valid **interstate certificate of veterinarian inspection**.

#### Poultry:

- If your flock is participating in the NPIP program, schedule pullorum flock inspection and testing well ahead of the fair.
- If you're having your birds tested within 90 days of the fair, you must go to a pullorum clinic. Available clinics are listed on the Department website. No individual testing is available if you miss a clinic.
- Birds qualified by a 90-day test must be identified by official leg band.
- **Bring documentation** with you to the fair in the form of a 1) current NPIP certificate, 2) 90-day test chart or 3) purchase receipt with NPIP certification within 1 year of the date of admission to the fair.

#### Horses:

- NY origin horses must be accompanied by a negative EIA test report. The date of sample collection for the Qualifying EIA test must have been on or after January 1, 2023.
- **Imported** horses (out of state origin) must be accompanied by an **interstate certificate of veterinary inspection with a negative EIA test within 12 months prior to entry**. Rabies vaccination information can be incorporated into the CVI.
- Drawing or photograph **must** match the horse.
- Rabies vaccination must be within 1 year of arrival at the fair, and be documented by a **signed** rabies certificate or a signed statement of EIA test chart with the required information (see requirements).

#### MOST IMPORTANT

When you are loading livestock for the trip to the fair, take the time to examine them. Make sure they are the same animals that are on the paperwork and official ID is present and legible. If they are showing any signs of illness, **LEAVE THEM HOME**.

County fair officials are responsible for reviewing all certificates of veterinary inspection for compliance with state regulations and for verifying individual identification of exhibited animals presented on a valid CVI. County fair officials are responsible for rejecting any animal that does not meet the documentation requirements or is not properly identified. A rejection document must be issued for all rejections. The county fair official must sign or stamp all satisfactory CVI's and indicate the date inspected.

Division of Animal Industry (DAI) veterinarians and veterinary technicians are responsible for conducting an animal health inspection of all animals at the fair with the exception of horses. The initial inspection will be conducted at or shortly after the arrival of the animals. Specific animal arrival and inspection schedules must be established and adhered to. Daily walk through inspections will be conducted by DAI personnel. Fair officials are responsible for bringing any animal health concerns to the attention of the DAI veterinarian or technician.

Horse Show personnel are responsible for reviewing EIA and rabies vaccination documentation for all horses entering the grounds for compliance with current regulations. The horse show report supplied by DAI must be completed and returned to DAI personnel. Any equine health concerns must be reported to DAI personnel.

### Animal Health Rejections

All animal rejections for health reasons must be made by the DAI veterinarian. Suspicion of communicable disease is adequate grounds for rejection. Confirmed diagnosis is not required since timely removal of suspicious animals is necessary to protect the remaining animals. All decisions are final. Fair personnel will be notified of all rejections and are responsible for the removal of the animals from the grounds immediately. The State Veterinarian retains the authority to order the removal of all animals originating from the same premises when a potentially serious communicable disease is suspected in any animals in the group. Vesicular diseases are of particular concern. Animals listed on the same CVI or originating from the same address are assumed to be from the same premises.





## Department A - Dairy Cattle

### Judging

**Wednesday, July 10, at 9:00 a.m. Dairy Show Tent**

**\*Only eligible to youth enrolled in Jefferson County 4-H or FFA\***

All members exhibiting dairy cattle must participate in the show day showmanship classes in order to participate in the conformation classes unless:

- a. They have won Supreme Showman once. They are welcome but not required to participate again.
- b. They have won Supreme Showman twice. They are not eligible to participate again.
- c. There are extenuating circumstances, preapproved by the 4-H Staff or FFA Advisors preventing their participation.
- d. Entry Procedures: All 4-H/FFA entries are to be sent to the Cornell Cooperative Extension office by **June 1**. All open class entries are to be sent to the fair office located at the Fairgrounds. Improper entry procedures may jeopardize exhibitor's opportunity to display and show cattle.
- e. Youth participants must be age 8 by January 1 of the current year and not have reached their 19th birthday prior to January 1st of the current year.
- f. **Animals must be registered in the youth's name by June 1.** Do not send registration or health papers with entries. Bring them to the fair.
- g. Youth may show a non-ownership animal if eligible. Criteria:
  1. Non-ownership is available to youth who do not own a dairy animal or particular breed they want to show. Youth may lease only two animals.
  2. Animal must meet all regulations for dairy cattle.
  3. A non-ownership certificate must be turned into the Cornell Cooperative Extension office by **June 1**. (Available from Cornell Cooperative Extension.)
  4. Non-ownership animals qualify for all showmanship and registered conformation classes.
- h. All cattle must comply with health requirements as outlined in the Animal Health Requirements.
- i. Health papers must be presented to state veterinarian or superintendent when called for.
- j. Registration papers and, if applicable, non-ownership certificates must be shown to a Dairy Superintendent on entry day and be available when the animal is shown.
- k. All animals must be on fairgrounds prior to noon on Tuesday, July 9. **Entries must remain until Sunday at 6:00 p.m.** No premium will be paid if you disassemble an exhibit before release time.
- l. **In the event you bring fewer animals than you have preregistered for, the superintendent reserves the right to use unused space for other animals or herds. Therefore, it is suggested that any extra space be left on the ends of your section.**
- m. All animals shown must be cared for by youth and be the result of work done in a 4-H or FFA project.
- n. Exhibitors may have no more than two entries in any class.
- o. Cattle shown in group classes must also have been shown in individual classes.
- p. Registration papers or non-ownership forms must be presented at ringside when called for.
- q. All exhibitors are required to participate in his or her respective showmanship class unless the exhibitor is no longer eligible.
- r. Age for showmanship classes is determined as of January 1. Please note: If you started the 4-H year as a Cloverbud you must remain in that showmanship class.
- s. Participants in showmanship must win their age group twice or age out to advance to the next level. Once the Supreme Showman title is won twice the participant is no longer eligible.
- t. Premiums will be awarded as follows (unless noted otherwise): Excellent-\$15.00; Good-\$13.00; Worthy-\$10.00

- Milking Cows in individual classes will receive an additional:  
Excellent-\$3.00; Good-\$2.00; Worthy-\$1.00
18. Please also see the General Rules.
  19. See Section 30 for other miscellaneous contests.

### Lavern Parker Memorial Premier Showman Contest

**Clipping-Tuesday, July 9, at 2:00 p.m., Dairy Show Tent**  
**Judging-Tuesday, July 9, at 3:30 p.m., Dairy Show Tent**

1. Any youth 12 years old or over by January 1, who has not previously won this contest, may participate.
2. Upon achieving first place in this class, individuals become ineligible for further participation in the Lavern Parker Memorial Premier Showmanship category.
3. Eligible youth may participate in both their respective showmanship class and the Lavern Parker Memorial Premier Showmanship contest.
4. Youth will use a heifer, owned by exhibitor. However, if this is not possible a heifer from the family show string or another exhibitor is permitted.
5. All heifers used must be properly entered and shown in either the 4-H/FFA and/or Open Class conformation classes.
6. Participant will furnish his/her own equipment for clipping.
7. Participants will be given one hour from 2:00-3:00 p.m. Tuesday to clip their heifer. Participants may only have the heifer's head & legs (only up to knees/hocks) clipped beforehand. No further clipping can be done before the contest. The judge will designate a holder for the heifer if necessary.
8. Heifers will not be able to leave the ring between 2:00 p.m. and end of contest.
9. Heifers may be brushed only following clipping contest before showmanship class. No further clipping will take place.

### CONTEST OF CHAMPIONS

**Clipping-Tuesday, July 9, at 2:00 p.m., Dairy Show Tent**  
**Judging-Tuesday, July 9, at 3:30 p.m., Dairy Show Tent**

1. Any youth 12 years old or over by January 1, who has won the Lavern Parker Memorial or this contest may participate.
2. Eligible youth may participate in both their respective showmanship class and Contest of Champions.
3. Youth will use a heifer, owned by exhibitor. However, if this is not possible a heifer from the family show string or another exhibitor is permitted.
4. All heifers used must be properly entered and shown in either the 4-H/FFA and/or Open Class conformation classes.
5. Participant will furnish his/her own equipment for clipping.
6. Participants will be given one hour from 2:00-3:00 p.m. Tuesday to clip their heifer. Participant may only have the heifer's head legs (only up to knees/hocks) clipped beforehand. No further clipping can be done before the contest. The judge will designate a holder for the heifer if necessary.
7. Heifers will not be able to leave the ring between 2:00 p.m. and end of contest.
8. Heifers may be brushed only following clipping contest before showmanship class. No further clipping will take place.

## Department A - Dairy Cattle

### Section: Dairy Cattle Breeds

1. Holstein
2. Jersey
3. Guernsey
4. Brown Swiss
5. Ayrshire
6. Milking Shorthorn\*
7. Non Registered Animals (classes 1-9 only)
8. Heritage Breeds

\*Milking shorthorn exhibitions will be allowed to show animal reg as GE + GEI2 as long as they meet color in both the Junior and Open Show.

#### Classes:

- 30 Spring Heifer Calf born on or after March 1, 2024
- 40 Winter Heifer Calf born on Dec. 1, 2023-Feb. 28, 2024
- 50 Fall Heifer Calf born Sept. 1, 2023-Nov. 30, 2024
- 60 Summer Yearling Heifer born June 1, 2023-Aug. 31, 2023
- 70 Spring Yearling Heifer (not in milk) born March 1, 2023 - May 31, 2023
- 80 Winter Yearling Heifer (not in milk) born Dec. 1, 2022-Feb. 29, 2023
- 90 Fall Yearling Heifer (not in milk) born Sept. 1, 2022-Nov. 30, 2022
- : 0 Junior Champion Female
- ; 0 Reserve Junior Champion Female
- 320 Daniel Anderson Best Bred and Owned Junior animal (Youth Show) Opt +
11. Dry Cow, 2, 3 & 4 year olds (must have freshened once)
12. Dry Cow, 5 years and over
13. Milking Yearling, born Sept. 1, 2022-Dec. 1, 2022
14. Junior 2 Year Old Cow, born March 1, 2022-August 31, 2022
15. Senior 2 Year Old Cow, born Sept. 1, 2021-February 28, 2022
16. Junior 3 Year Old Cow, born March 1, 2021-August 31, 2021
17. Senior 3 Year Old Cow, born Sept. 1, 2020-February 28, 2021
18. Four Year Old Cow, born Sept. 1, 2019-August 31, 2020
19. Five Year Old Cow, born Sept. 1, 2018-August 31, 2019
20. Aged Cow, 6 years and over, born before Sept. 1, 2018
21. Senior Champion Female
22. Reserve Senior Champion Female
23. Grand Champion Female
24. Reserve Grand Champion
25. Supreme Champion
26. Produce of Dam-to consist of two (2) registered animals, both to be progeny of one cow. Animals must be registered 4-H/FFA exhibitors name or youth who are family.
25. Best Three (3) Females-to consist of three (3) females of one breed registered in the 4-H/FFA exhibitors name or to youth who are family. One group per exhibitor.
27. Daughter and Dam-both animals must be registers in the 4H/FFA exhibitor name or to youth who are family. One group per exhibitor.

Youth are encouraged to enter the Open Shows at the Fair. Information can be found at [www.jeffcofair.org](http://www.jeffcofair.org).

26. Exhibitor Herd-4-H Club or FFA Chapter groups of five (5) females-no more than two (2) animals from one exhibitor may be included per group. Multiple entries per club allowed. Premiums as follows will be paid to the 4-H Club or FFA Chapter for use in furthering dairy club work.

Excellent-\$10.00; Good-\$8.00; Worthy-\$6.00.

27. Grand Champion
28. Reserve Grand Champion
29. Supreme Champion
30. Daniel Anderson Best Bred and Owned Senior Animal (Youth Show Only)
31. Cloverbud Showmanship: 5-7 years of age. Cloverbuds exhibit as participation only and may not show in any other dairy cattle classes. The animal being shown must be in either the winter or spring calf classes. Cloverbud's animal may be borrowed from another 4-H'er or animal exhibitor if necessary.
32. Junior Showmanship\*: 8 -11 years of age, inclusive
33. Senior Showmanship\*: 12-14 years of age, inclusive
34. Master Showmanship\*: 15 years of age and over
35. Supreme Dairy Showman: (Do not preregister) Top 2 placings for Showman from Junior, Senior, and Master division compete for Champion and Reserve Champion.

\*Top Junior, Senior and Master Showmen will be expected to compete in the Super Showmanship Contest on Saturday, July 13 at 4:00 p.m.

580 Individual II tqwr : less than 5 animals

590 Individual II tqwr : 5 or more animals

(Herdsman requirements on following page)



The Jefferson County Agricultural Society and Cornell Cooperative Extension Association of Jefferson County are not responsible for errors, omissions and/or unpaid premiums after September 15, 2024. No exceptions.

## Dairy Cattle Herdsmanship

### Exhibitors must participate in herdsmanship.

Exhibitors will be expected to maintain neat and attractive exhibits during the entire fair week. On a daily basis each youth group and their exhibit area will be judged according to the following criteria:

- Cleanliness, maintenance and arrangement of dairy cattle
- Neatness of exhibit area
- Personal appearance and conduct in and out of the show ring
- Work being done by the youth
- Proper tie up for the dairy cattle

All animals housed with family animals must be cared for by youth exhibitor and clearly identified as 4-H or FFA exhibits. Exhibitors are strongly encouraged to accomplish all necessary work without major assistance from parents or other adults. Two categories will be judged in herdsmanship: 36. Individual/Group: less than 5 animals; 37. Individual/Group: 5 or more animals. **Exhibitors may only be in one category.** (See pg. 74 for Herdsmanship Rubric)

### Robert Laisdell Sr. Memorial Award

A career with Rulston Purina Feeds brought Bob Laisdell Sr. to the North County in 1964, from the family farm in Saratoga County. For the next 28 years until passing in 1992, Jefferson County was his beloved home. After 25 years with Purina Feeds, Bob purchased G.L. Thomas Feed & Farm Supply in Adams where he served North Country agriculture until his death at 61. Everyone knew him as a man dedicated to our farming community. The young people were always a priority with Bob. Supporting them at the fair, in the 4-H club, as an Indian River Central School board member, and serving on the Cornell Cooperative Extension board. Bob was never too busy to drop in to check out a youngster's show calf, hog, or chickens, offering sound advice and sincere encouragement. The next three generations of the Laisdell family live here today and wish the winner of this award the brightest future in agriculture, as Bob would! This award is open to all youth dairy exhibitors age 14 and up as of January 1. It will be presented to a youth who is selected based upon the overall achievement, leadership, herdsmanship, sportsmanship and citizenship during the entire fair week.

### Daniel Anderson Best Bred & Owned Award

This award is in memory of Daniel Anderson who enjoyed showing cows at Jefferson County Fair with his children and family. This award is presented during the youth dairy show.

## Merle & Gladys Adams Memorial Award

Merle and Gladys were life long supporters of the 4-H dairy youth in Jefferson County. As a youth, Merle represented Jefferson county at the 17th 4-H congress in 1938. Later in life Merle would truck animals to local fairs and the NYS fair for 4-H members. Gladys could be seen on show days sitting on the bleachers, recording placings and writing the results on the back of ribbons won. Always concerned that hard working youth had enough to eat she would bring mac and cheese wrapped in blankets and newspaper still warm from the oven after the show was over. This award is given in their memory for a youth that gives the extra effort to support those around them.

### Sharon Fleming Award

On July 19, 2019 the Jefferson County Dairy Industry and 4-H Dairy Program lost a great leader and dear friend. Sharon Fleming left us too soon, but her legacy will live on with the many youth who now have Milking Shorthorns and Holsteins from her. Sharon loved working with and teaching kids about dairy cattle, and nothing would have made her happier than to see all of the success, big and small, that they have achieved. Sharon had a profound impact on many kids in the 4-H Dairy Program by holding everyone to high standards which is one reason it is so successful. This award is given to an adult that exhibits the same standards and passion that Sharon possessed, and who supports the youth in all aspects of showing dairy cattle at the Jefferson County Fair.

### Fred Fields Memorial Award

The Fred Fields Memorial Award began in 2006. Fred Fields and his family owned and operated the Fields-Meadows Farm, in Sackets Harbor, New York. The Fields-Meadows Farm bred and owned quality Registered Holstein cattle. Fred was well known within the Holstein World and an active member in the local Holstein club and FFA. It was a tradition for Fred and his family to attend all the county fairs within the region. He especially enjoyed coming to the Jefferson County Fair. Fred and his family always made plans for the fair weeks in advance. Balancing daily farm responsibilities and the fair events was a challenge at times. But when his family was all dressed in their "Show-Day" whites and leading their animals around the show ring, Fred was especially proud. He enjoyed the week long camaraderie and friendship among everyone in the dairy tents. The Jefferson County Fair is a long standing tradition and continues on with Fred's grandchildren and now his great-grandchildren. This award is open to all Youth Dairy exhibitors up to age 13 as of January 1 and will be presented to the youth exhibiting outstanding ability as a dairy cattle exhibitor. This individual will be selected based upon overall showmanship ability displayed on the show day.

## Department B - Dairy Goats

### Judging

#### Thursday, July 11, at 11:30 a.m., Livestock Show Tent

1. Entry Procedures: All 4-H/FFA entries are to be sent to the Cornell Cooperative Extension office by **June 1**. All open class entries are to be sent to the fair office located at the Fairgrounds. Improper entry procedures may jeopardize exhibitor's opportunity to display and show goat.
2. **Animals must be registered in the youth's name by June 1.** Do not send registration or health papers with entries. Bring them to the fair.
3. Youth may show a non-ownership animal if eligible. Criteria:
  - a. Non-ownership is available to youth who do not own a dairy goat.
  - b. Youth are limited to three animals per species.
  - c. Animal must meet all regulations for dairy goat.
  - d. A non-ownership certificate must be turned into the Cornell Cooperative Extension office by June 1. (Available from Cornell Cooperative Extension.)
- e. Non-ownership animals qualify for all showmanship and registered classes.
4. All goats must comply with health requirements as outlined in the Animal Health Requirements.
5. Health papers must be presented to state veterinarian or superintendent when called for.
6. Registration papers and, if applicable, non-ownership certificates will be checked upon entering the fair and must be available when the animal is shown.
7. All dairy goats must be on fairgrounds by 12:00 p.m. on Tuesday, July 9. **Entries must remain until Sunday at 6:30 p.m.** No premium will be paid if you disassemble an exhibit before release time.
8. In the event that you bring fewer animals than you have preregistered for, the superintendent reserves the right to use unused space for other animals or herds. Therefore, it is suggested that any extra space be left on the ends of your section.

## Department B - Dairy Goats (continued)

9. All animals shown must be cared for by youth and be the result of work done in a 4-H or FFA project.
10. Exhibitors may have no more than two entries in any class.
11. Dairy goats with horns will not be permitted. Bucks, less than 3 months of age, may be shown in market goat classes only.
12. Dairy goats shown in the Dam and Daughter class must also have been shown in individual classes. They do not have to be owned by the same exhibitor.
13. Registration papers or non-ownership forms must be presented at ringside when called for.
14. All exhibitors are required to participate in his or her respective showmanship class.
15. Age for showmanship classes is determined as of January 1. Please note: If you started the 4-H year as a Cloverbud you must remain in that showmanship class.
16. Premiums will be awarded as follows: (unless noted otherwise)  
Excellent-\$7.00; Good-\$5.00; Worthy-\$4.00
17. No animal will be exhibited with horns unless it is a required breed standard.
18. A collar will be used to show goats. No halters or lead ropes will be permitted.
19. Please also see the General Rules.
20. See section 30 for other miscellaneous contests.

**Dairy Goat Fitting and Showmanship Contests**  
**All members exhibiting dairy goats must participate in showmanship classes.** Animals do not need to be ADGA registered to show. Each participant must show his/her own animal, but during the course of the contest may be asked by the judge to show some other animal. Youth must prepare their animals for the contest without major assistance of parents or other adults. **You must preregister for this class.**

Criteria for Showmanship judging:

### Appearance of Animal

- Condition and thriftiness
- Grooming
- Clipping
- Cleanliness

### Appearance of Exhibitor (white costume preferred showing animal)

- Leading
- Posing
- Show animal to best advantage
- Poise, alertness and attitude

Section: Dairy Goat Breeds

(For registered purebred dairy goats and recorded grades.)

1. Alpine
2. Nubian
3. Saanen
4. Toggenburg
5. LaMancha
6. Rec. Grades
7. Oberhasli
8. All Other Breeds

### **Showmanship Classes**

1. Cloverbud Showmanship: 5-8 years of age. Exhibitor must be accompanied by someone 14 years or over who is familiar with showing goats. Cloverbuds exhibit as participation only and may not show in any other 4-H dairy goat classes.
  2. Junior Showmanship\*: 9-10 years of age, inclusive
  3. Senior Showmanship\*: 11-13 years of age, inclusive
  4. Master Showmanship\*: 14 years of age and over
- \*Top Jr., Sr., and Master Show will be expected to participate in the Super Showmanship Contest on Saturday, July 13 at 4:00 p.m.

### **Classes:**

5. Doe, Kid, under 4 months
6. Doe, Kid, 4 months and under 8 months
7. Doe, Kid, 8 months and under 12 months
8. Doe, Kid, 12 months and under 20 months
9. Championship class for Junior animals, under 2 years and not milking. Only top Junior animals will be eligible. **Do not pre-register for this class.** Champion
10. Reserve Champion
11. Doe, 1 year old and under 2 (in milk)
12. Doe, 2 years and under 3
13. Doe, 3 years and under 4
14. Doe, 4 years and under 5
15. Doe, 5 years and over
16. Dam-Daughter
17. Championship classes for Senior animals 1 year and over milking. Only top Senior animals will be eligible. **Do not pre-register for this class.**
18. Reserve Champion
19. Best of Breed Champion: All first place animals from each breed will compete within their breed for Champion for the breed.
20. Best of Breed Reserve Champion
21. Grand Championship Class All Breeds: Only Champion and Reserve Champion Senior and Junior animals of each breed will be eligible. **Do not pre-register for this class.** Grand Champion and Reserve Grand Champion will be awarded.
22. Reserve Grand Champion
23. **Junior Best Bred and Owned by Exhibitor**  
For Junior female animals, under 2 years, any breed. In order to qualify for Best Bred and Owned by Exhibitor there will be a qualifying class for each breed, regardless of prior placing in breed classes. Registration papers will be checked at ringside. **\*Participants must pre-register by June 1 for this class.**
24. **Senior Best Bred and Owned by Exhibitor**  
For Senior female animals, 2 years and over, any breed. In order to qualify for Best Bred and Owned by Exhibitor there will be a qualifying class for each breed, regardless of prior placing in breed classes. Registration papers will be checked at ringside. **\*Participants must preregister by June 1 for this class.**

## Department B - Dairy Goats (continued)

### Dairy Goat Herdsmanship

#### Exhibitors must participate in herdsmanship.

Exhibitors will be expected to maintain neat and attractive exhibits during the entire fair week. On a daily basis each youth group and their exhibit area will be judged according to the following criteria:

- Cleanliness, maintenance and arrangement of animals
- Neatness of exhibit area
- Personal appearance and conduct in and out of the show ring
- Work being done by the youth

All animals housed with family animals must be cared for by youth exhibitor and clearly identified as 4-H or FFA exhibits. Exhibitors are strongly encouraged to accomplish all necessary work without major assistance from parents or other adults. Two categories will be judged in herdsmanship: Individual and Group (club, chapter or family). Decide which category your exhibit qualifies for. You may want to be judged with your family or as a club/chapter exhibit, or you may even decide to go solo!

#### Exhibitors may only enter one category.

(See pg. 74 for Herdsmanship Rubric)

25. Individual/Group: less than 4 animals

26. Individual/Group: 4 or more animals

### Outstanding Livestock Herdsmanship Award

This special award offered in the open cattle section of the general premium book. All goat, sheep and swine exhibitors, either 4-H, FFA or open class, or their herdsman at the fair, are eligible to compete for this special award.

#### Awards will be made on the basis of:

1. Minimum of 5 animals by exhibitor or family group of exhibitors or 4-H Club/ FFA Chapter exhibit.
2. Neatness of pens, breeding of animals.
3. Cleanliness of quarters and pens for animals and self.
4. Willingness to cooperate to make the entire livestock exhibit neat and attractive.
5. Adherence to rules and regulations of the fair.

*The Jefferson County Agricultural Society and Cornell Cooperative Extension Association of Jefferson County are not responsible for errors, omissions and/or unpaid premiums after September 15, 2024. No exceptions.*

## Youth Livestock Auction for Departments C, D, E, F and G

Auction will be paid out by auction sale, not fair premium. If entering animal in auction, please indicate on form.

Finished beef animals must be in youth's possession by November 1st of previous year.

Sheep, meat goats, and swine must be in youth's possession by April 1st of current year.

Meat chickens must be in youth's possession by June 1st and turkeys by April 15th of current year.

## Department C - Swine

### Judging Friday, July 12, at 3:00 pm, Livestock Show Tent

1. Entry Procedures: All 4-H/FFA entries are to be sent to the Cornell Cooperative Extension office by **June 1**. All open class entries are to be sent to the fair office located at the Fairgrounds. Improper entry procedures may jeopardize exhibitor's opportunity to display and show swine.
2. **Animals must be registered in the youth's name by June 1.** Do not send registration or health papers with entries. Bring them to the fair.
3. Youth may show a non-ownership animal if eligible.  
Criteria:
  - a. Non-ownership is available to youth who do not own swine.
  - b. Youth are limited to five animals per species.
  - c. Animal must meet all regulations for swine.
  - d. A non-ownership certificate must be turned into the Cornell Cooperative Extension office by June 1. (Available from CCE of Jefferson County.)
  - e. Non-ownership animals qualify for all showmanship and registered classes.
4. All swine must comply with health requirements as outlined in the Animal Health Requirements.
5. Health papers must be presented to state veterinarian or superintendent when called for.
6. Registration papers and, if applicable, non-ownership certificates must be shown to a livestock superintendent and must be available when the animal is shown.
7. All swine must be on fairgrounds prior to noon on Tuesday, July 9. Entries must remain until Sunday at

6:30 p.m. No premium will be paid if you disassemble an exhibit before release time. (Exception for swine purchased through the livestock auction)

8. In the event that you bring fewer animals than you have preregistered for, the superintendent reserves the right to use unused space for other animals or herds. Therefore, it is suggested that any extra space be left on the ends of your section.

9. All animals shown must be cared for by youth and be the result of work done in a 4-H or FFA project.

10. Exhibitors may have no more than two entries in any class.

11. Market hogs may be purebred, grade or crossbred barrows or gilts. The same hog may not be shown in both breeding and marketing classes.

12. Market animals must be weighed on Tuesday, July 9, between 10:00 am and noon. Exhibitors **must be** available to help weigh their animals.

13. Registration papers or non-ownership forms must be presented at ringside when called for.

14. All exhibitors are required to participate in his or her respective showmanship class.

15. Age for showmanship classes is determined as of January 1, 2024. **Please note: Cloverbuds may show swine. Three adults must be present in the ring when cloverbuds are showing 1 adult will assist the cloverbud and the two adults will be placed in the ring with boards.**

16. Premiums will be awarded as follows (unless noted otherwise): Excellent-\$7.00; Good-\$5.00; Worthy-\$4.00

17. Please also see the General Rules.

18. See section 30 for other miscellaneous contests.

## Department C - Swine (continued)

### Swine Fitting and Showmanship Contests

All members exhibiting swine must participate in showmanship classes. Each participant must show his/her own animal, but during the course of the contest may be asked by the judge to show some other animal. Youth must prepare their animals for the contest without major assistance of parents or other adults.

#### Criteria for Showmanship judging:

##### Appearance of Animal

- Condition and thriftiness
- Grooming
- Clipping
- Cleanliness

##### Appearance of Exhibitor (option: light top/dark bottom)

- Correctly driving the hog
- Evidence of training
- Show animal to best advantage
- Poise, alertness and attitude

### Showmanship Classes

1. Cloverbud Showmanship: 5-7 years of age. Exhibitor must be accompanied by someone 14 years or over who is familiar with showing swine. Cloverbuds exhibit as participation only and may not show in any other 4-H swine classes. The animal being shown must be in the spring gilt classes.
  2. Junior Showmanship\*: 8-10 years of age, inclusive
  3. Senior Showmanship\*: 11-13 years of age, inclusive
  4. Master Showmanship\*: 14 years of age and over
- \*Top Junior, Senior and Master Showmen will be expected to participate in the Super Showmanship Contest on Saturday, July 13, at 4:00 p.m.

**Section: Swine Breeds** (Breeding classes may be combined if there are inadequate entries in given classes.)

1. Duroc
2. Hampshire
3. Yorkshire
4. KuneKune
5. Old Spot
6. American Guinea
7. All Other Breeds and Crosses

### Classes:

5. Junior Spring Gilt farrowed on or after March 1 of the current year.
6. February Spring Gilt farrowed on or after February 1 of the current year.
7. January Spring Gilt farrowed on or after January 1 of the current year.
8. Senior Spring Gilt farrowed on or after July 1 of the past year
9. Sow farrowed before July 1 of the past year.
10. Sow and Litter-Sow and litter are not eligible for the Championship class. Sow and litter are not to be placed. All participants will receive a first place blue ribbon and premium. (Exhibition Only)
11. Grand Championship Class for Breeding Swine-Only top animals will be eligible. Do not preregister for this class. Grand Champion and Reserve Grand Champion will be awarded. Champion
12. Reserve Grand Champion
13. Best of Breed Champion: All first place animals from each breed will compete within their breed for Champion for the breed
14. Best Two Females-any age

### Market Hogs\*\*

15. Light Weight Market Hog
16. Medium Weight Market Hog
17. Heavy Weight Market Hog\*

Minimum 230 lbs. Ideal market weight: 240—280 lbs. After animals are weighed, classes will be assigned to have approximately equal number of entries in each weight group.

\*\*If entering in the Youth Livestock Auction, please indicate on entry form.

**18. Grand Championship Class for Market Hogs-Only top market hogs meeting weight requirements will be eligible. Do not preregister for this class. Champion and Reserve Champion will be awarded.**

**19. Market Pen-of-Two-Each hog must have been entered and shown in a market hog class. May be either exhibited by individual or family group. Rosette for first place.**

### Swine Herdsmanship

**Exhibitors must participate in herdsmanhip.**

Exhibitors will be expected to maintain neat and attractive exhibits during the entire fair week. On a daily basis each youth group and their exhibit area will be judged according to the following criteria:

- Cleanliness, maintenance and arrangement of animals
- Neatness of exhibit area
- Personal appearance and conduct in and out of the show ring
- Work being done by the youth

All animals housed with family animals must be cared for by youth exhibitor and clearly identified as 4-H or FFA exhibits. Exhibitors are strongly encouraged to accomplish all necessary work without major assistance from parents or other adults. Two categories will be judged in herdsmanhip: Individual and Group (club, chapter, or family). Decide which category your exhibit qualifies for. You may want to be judged with your family or as a club/chapter exhibit, or you may even decide to go solo! **Exhibitors may only enter one category.** Exhibitors will receive ribbons for first through fifth place. (See pg. 74 for the Herdsmanhip Rubric)

**20. Individual/Group: Less than 4 animals**

**21. Individual/Group: More than 4 animals**

### Outstanding Livestock Herdsmanhip Award

This special award offered in the open cattle section of the general premium book. All goat, sheep and swine exhibitors, either 4-H, FFA, or open class, or their herdsman at the fair, are eligible to compete for this special award. Awards will be made on the basis of:

1. Minimum of 5 animals by exhibitor or family group of exhibitors or 4-H Club/FFA Chapter exhibit.
2. Neatness of stalls, breeding of animals.
3. Cleanliness of quarters and stalls for animals and self.
4. Willingness to cooperate to make the entire livestock exhibit neat and attractive.
5. Adherence to rules and regulations of the fair.

*The Jefferson County Agricultural Society and Cornell Cooperative Extension Association of Jefferson County are not responsible for errors, omissions and/or unpaid premiums after September 15, 2024. No exceptions.*

## Department D - Sheep

### Judging

Thursday, July 11, at 9:30 a.m., Livestock Show Tent

1. Entry Procedures: All 4-H/FFA entries are to be sent to the Cornell Cooperative Extension office by **June 1**. All open class entries are to be sent to the fair office located at the Fairgrounds. Improper entry procedures may jeopardize exhibitor's opportunity to display and show sheep.
2. **Animals must be registered in the youth's name by June 1.** Do not send registration or health papers with entries. Bring them to the fair.
3. Youth may show a non-ownership animal if eligible. Criteria:
  - a. Non-ownership is available to youth who do not own sheep.
  - b. Youth are limited to five animals per species.
  - c. Animal must meet all regulations for sheep.
  - d. A non-ownership certificate must be turned into the Cornell Cooperative Extension office by June 1. (Available from Cornell Cooperative Extension.)
  - e. Non-ownership animals qualify for all showmanship and registered conformation classes.
4. All sheep must comply with health requirements as outlined in the Animal Health Requirements.
5. Health papers must be presented to state veterinarian or superintendent when called for.
6. Registration papers and, if applicable, non-ownership certificates must be shown to a livestock superintendent on entry day and must be available when the animal is shown.
7. All sheep must be on fairgrounds prior to noon on Tuesday, July 9. **Entries must remain until Sunday at 6:30 p.m.** No premium will be paid if you disassemble an exhibit before release time. (*Except auction animals*)
8. In the event that you bring fewer animals than you have preregistered for, the superintendent reserves the right to use unused space for other animals or herds. Therefore, it is suggested that any extra space be left on the ends of your section.
9. All animals shown must be cared for by youth and be the result of work done in a 4-H or FFA project.
10. Exhibitors may have no more than two entries in any class.
11. Market lambs may be purebred, grade or crossbred wethers or ewe lambs. The same sheep may not be shown in both breeding and marketing classes.
12. Market animals must be weighed on Tuesday, July 9 between 10:00 a.m. and noon. Exhibitors **must be** available to help weigh their animals.
13. Registration papers or non-ownership forms must be presented at ringside when called for.
14. All exhibitors are required to participate in his or her respective showmanship class.
15. Age for showmanship classes is determined as of January 1. **Please note:** If you started the 4-H year as a Cloverbud you must remain in that showmanship class.
16. Premiums will be awarded as follows (unless noted otherwise):  
Excellent-\$7.00; Good-\$5.00; Worthy-\$4.00
17. No animal will be exhibited with horns unless it is a required breed standard.
18. Please also see the General Rules.

19. See section 30 for other miscellaneous contests.

### Sheep Fitting and Showmanship Contests

**All members exhibiting sheep must participate in showmanship classes.** Each participant must show his/her own animal, but during the course of the contest may be asked by the judge to show some other animal. Youth must prepare their animals for the contest without major assistance of parents or other adults. **You must preregister for this class.**

Criteria for Showmanship judging:

#### Appearance of Animal

- Condition and thriftiness
- Grooming
- Clipping
- Cleanliness

**Appearance of Exhibitor (option: white collared shirt/dark pants OR button-up shirt, tucked into clean, good jeans with a belt. Closed-toed footwear is a must.**

- Leading
- Posing
- Show animal to best advantage
- Poise, alertness and attitude

### Showmanship Classes

1. Cloverbud Showmanship: 5-7 years of age. Exhibitors must be accompanied by someone 14 years or over who is familiar with showing sheep. Cloverbud exhibit as participation only and may not show in any other sheep classes. The animal being shown cannot be older than 9 months of age. Cloverbuds should use a halter.
2. Junior Showmanship\*: 8-10 years of age, inclusive
3. Senior Showmanship\*: 11-13 years of age, inclusive
4. Master Showmanship\*: 14 years of age and over

\*Top Junior, Senior and Master Showmen will be expected to participate in the Super Showmanship Contest on Saturday, July 13, at 4:00 p.m.

### Section: Sheep Individual Breeds

1. Tunis
2. Hampshire
3. Romney
4. Southdown
5. Suffolk
6. Shropshire
7. Texel
8. Commercial
9. Other

## Department D - Sheep

### Classes:

5. Junior Ram Lamb born on or after January 1, 2024
6. Senior Ram Lamb born September 1, 2023-December 31, 2023
7. Ram one year but under two years
8. Junior Ewe Lamb born on or after February 15, 2024
9. Intermediate Lamb born January 1, 2024-February 14, 2024
10. Senior Ewe Lamb born September 1, 2023-December 31, 2023
11. Yearling not lambed
12. Yearling has lambed
13. Mature Ewe
14. Ewe Pair of same age. Can be a lamb or yearling.
15. Mixed Pair of same age. Ram and Ewe. Can be a lamb or yearling.
16. Flock
17. Champion Flock-The flock will contain from previously shown sheep one breed, a ram (under 2 years of age) and two ewes, each from a different age class (mature, yearling or ewe lamb), all owned by the exhibitor or 4-H siblings.
18. Champion Ewe
19. Champion Ram
20. Championship classes. Do not preregister for this class. Champion and Reserve Champion ewe and ram will be awarded. Champion
21. Reserve Champion
22. Grand Champion Breeding Ewe
23. Reserve Grand Champion Breeding Ewe
24. Grand Champion Breeding Ram
25. Reserve Grand Champion Breeding Ram

### Market Lambs\*\*

26. Light Weight Market Lamb\*
27. Medium Weight Market Lamb\*
28. Heavy Weight Market Lamb\*

#### \*Minimum 100 lbs. Ideal market range: 120-150 lbs.

After animals are weighed, classes will be assigned to have approximately equal number of entries in each weight group. Market lambs that are under minimum weight will still be shown but are not eligible for Grand Champion.

*\*\*If entering in Youth Livestock Auction, please indicate on entry form.*

29. Market Pen-of-Two-Market lambs must be exhibited in individual market classes. They may be exhibited by an individual or a family group.
30. Grand Champion Market Lamb-Only top market lambs meeting weight requirements will be eligible. Do not preregister for this class. Grand Champion and Reserve Grand Champion will be awarded. Grand Champion
31. Reserve Grand Champion



### Leadline Classes-Leadline Showmanship

Sheep will be shown totally with a halter. Judging will be based on preparation, presentation and control of sheep. No decoration of sheep. Halter may be decorated. A brief written introduction describing the outfit must be submitted before classes are judged. The exhibitor should wear a coordinated outfit that can be made out of wool.

32. Cloverbud: 5-7 years of age
33. Junior: 8-10 years of age
34. Senior: 11-13 years of age
35. Master: 14 years of age and over

### Sheep Herdsmanship

#### Exhibitors must participate in herdsmanship.

Exhibitors will be expected to maintain neat and attractive exhibits during the entire fair week. On a daily basis each youth group and their exhibit area will be judged according to the following criteria:

- Cleanliness, maintenance and arrangement of animals
- Neatness of exhibit area
- Personal appearance and conduct in and out of the show ring
- Work being done by the youth

All animals housed with family animals must be cared for by youth exhibitor and clearly identified as 4-H or FFA exhibits. Exhibitors are strongly encouraged to accomplish all necessary work without major assistance from parents or other adults. Two categories will be judged in herdsmanship: Individual and Group (club, chapter or family). Decide which category your exhibit qualifies for. You may want to be judged with your family or as a club/chapter exhibit, or you may even decide to go solo!

**Exhibitors may only enter one category.** Exhibitors will receive ribbons for first through fifth place. (See pg. 74 for Herdsmanship Rubric)

36. Individual/Group: less than 4 animals

37. Individual/Group: 4 or more animals

### Outstanding Livestock Herdsmanship Award

This special award offered in the open cattle section of the general premium book. All goat, sheep and swine exhibitors, either 4-H, FFA or open class, or their herdsman at the fair, are eligible to compete for this special award.

#### Awards will be made on the basis of:

1. Minimum of 5 animals by exhibitor or family group of exhibitors or 4-H Club/FFA Chapter exhibit.
2. Neatness of stalls, breeding of animals.
3. Cleanliness of quarters and stalls for animals and self.
4. Willingness to cooperate to make the entire livestock exhibit neat and attractive.
5. Adherence to rules and regulations of the fair.

*The Jefferson County Agricultural Society and Cornell Cooperative Extension Association of Jefferson County are not responsible for errors, omissions and/or unpaid premiums after September 15, 2024. No exceptions.*



## Department E - Beef Cattle

### Judging

Friday, July 12, at 4:00 p.m., Dairy Show Tent

1. Entry Procedures: All 4-H/FFA entries are to be sent to the Cornell Cooperative Extension office by **June 1**. All open class entries are to be sent to the fair office located at the Fairgrounds. Improper entry procedures may jeopardize exhibitor's opportunity to display and show beef cattle.
2. **Animals must be registered in the youth's name by June 1**. Do not send registration or health papers with entries. Bring them to the fair.
3. Youth may show a non-ownership animal if eligible. Criteria:
4. Non-ownership is available to youth who do not own beef cattle.
5. Youth are limited to three animals per species.
6. Animal must meet all regulations for beef cattle.
7. A non-ownership certificate must be turned into the Cornell Cooperative Extension office by June 1. (Available from Cornell Cooperative Extension.)
8. Non-ownership animals qualify for all showmanship and registered conformation classes.
9. All beef cattle must comply with health requirements as outlined in the Animal Health Requirements.
10. Health papers must be presented to state veterinarian or superintendent when called for.
11. Registration papers and, if applicable, non-ownership certificates must be shown to a livestock superintendent on entry day and must be available when the animal is shown.
12. In the event that you bring fewer animals than you have preregistered for, the superintendent reserves the right to use unused space for other animals or herds. Therefore, it is suggested that any extra space be left on the ends of your section.
13. All animals shown must be cared for by youth and be the result of work done in a 4-H or FFA project.
14. Exhibitors may have no more than two entries in any class.
15. Market beef animals may be purebred, grade or crossbred steers or heifers. The same beef may not be shown in both breeding and marketing classes.
16. Market animals must be weighed on Tuesday, July 9, between 10:00 a.m. and noon. Exhibitors **must be** available to help weigh their animals.
17. If showing in the Beef with Nursing Calf class, the calf is eligible to be shown as an individual. The cow may not be shown in any other class.
18. Registration papers or non-ownership forms must be presented at ringside when called for.
19. All exhibitors are required to participate in his or her respective showmanship class.
20. Age for showmanship classes is determined as of January 1. **Cloverbuds may show beef calves accompanied by someone 14 years or older who is familiar with showing beef.**
21. Premiums will be awarded as follows (unless noted otherwise): Excellent-\$15.00; Good-\$13.00; Worthy-\$11.00
22. No animal will be exhibited with horns unless it is a required breed standard.
23. Please also see the General Rules.
24. See section 30 for other miscellaneous contests.

**Beef Cattle Fitting and Showmanship Contests**  
**All members exhibiting beef must participate in showmanship classes.** Each participant must show his/her own animal, but during the course of the contest may be asked by the judge to show some other animal. Youth must prepare their animals for the contest without major assistance of parents or other adults.

Criteria for Showmanship judging:

#### Appearance of Animal

1. Condition and thriftiness
2. Grooming
3. Clipping
4. Cleanliness

#### Appearance of Exhibitor (option: light top/dark bottom)

1. Leading
2. Posing
3. Show animal to best advantage
4. Poise, alertness and attitude

#### **Showmanship Classes**

1. Cloverbud Showmanship: 5-7 years of age. Exhibitors must be accompanied by someone 14 years or over who is familiar with showing beef. Cloverbuds exhibit as participation only and may not show in any other 4-H beef classes. Beef calves should be no older than January 1 of the current year.
  2. Junior Showmanship\*: 9-10 years of age, inclusive
  3. Senior Showmanship\*: 11-13 years of age, inclusive
  4. Master Showmanship\*: 14 years of age and over
- \*Top Junior, Senior and Master Showmen will be expected to participate in the Super Showmanship Contest on Saturday, July 13 at 4:00 p.m.

#### **Section: Beef Breeds**

1. **Angus**
2. **Hereford**
3. **Simmental**
4. **Limousin**
5. **Shorthorns**
6. **SCT High-Lander**
7. **Grades/Crosses**
8. **Other**



#### **Classes:**

5. Junior Heifer Calf born on or after January 1, 2024
6. Junior Bull born on or after January 1, 2024
7. Senior Heifer Calf born September 1, 2023-December 31, 2023
8. Summer Yearling Heifer born May 1, 2023-August 31, 2023
9. Junior Yearling Heifer born January 1, 2023-April 30, 2023
10. Senior Yearling Heifer born September 1, 2022-December 31, 2022
11. 2 Year Old Cow, born Jan. 1, 2022 - Dec. 31, 2022
12. 3 Year Old Cow, born Jan. 1, 2021 - Dec. 31, 2021
13. Aged Cow, 4 years and over, born on or before Dec. 31, 2020
14. Cow/Calf Class-Calf must be natural, not embryo transplant. Owner of cow must be recorded owner of calf. Calf may be shown in individual classes. Cow is not eligible to be shown in any other class but a cow/calf class. Application for calf registration must be on file before show day.

## Department E - Beef Cattle (continued)

15. Championship Class-All first place animals from each breed will compete within their breed. Do not preregister for this class. Champion and Reserve Champion will be awarded.

16. Reserve Champion

17. Cow/Calf Display-Cow and calf will be for display only and not shown. Calf must be born after January 1. Animals are not eligible for any other awards.

18. Best Bred and Owned by Exhibitor-For Junior female animals, under 2 years, any breed. In order to qualify for Best Bred and Owned by Exhibitor there will be a qualifying class for each breed, regardless of prior placing in breed classes. Registration papers will be checked at ringside.

19. Grand Championship Beef Breeding Female-**Only Champion and Reserve Champion Senior and Junior animals will be eligible. Do not preregister for this class. Grand Champion and Reserve Grand Champion will be awarded.**

20. Reserve Grand Championship Beef Breeding Female

21. Best 3 Females-To consist of 3 females of one breed registered in exhibitors name. One group per exhibitor.

### Feeder Calves

22. Feeder Calf 300-500 lbs.

23. Feeder Calf 501-750 lbs.

24. Feeder Calf 751-900 lbs.

### Market Beef\*\*

25. Light Weight Market Stock\*

26. Medium Weight Market Stock\*

27. Heavy Weight Market Stock\*

All market stock are to be a minimum of 1050 lbs. and to be less than 24 months of age with only one set of permanent teeth. Ideal weight range is between 1200 lbs and 1350 lbs.

\*Classes will be assigned to have approximately equal number of entries in each weight group. This will include any dairy beef (i.e. any of the recognized dairy breed or dairy and beef breed crosses). Only animals in the market stock are eligible for Champion.

\*\**If entering in Youth Livestock Auction, please indicate on entry form.*

28. Grand Champion Market Beef-**Only top market beef meeting weight requirements will be eligible. Do not preregister for this class. Grand Champion and Reserve**

29. Grand Champion will be awarded.  
Reserve Grand Champion

### **Beef Cattle Herdsmanship**

**Exhibitors must participate in herdsmanship.**

Exhibitors will be expected to maintain neat and attractive exhibits during the entire fair week. On a daily basis each youth group and their exhibit area will be judged according to the following criteria:

- Cleanliness, maintenance and arrangement of animals

- Neatness of exhibit area
- Personal appearance and conduct in and out of the show ring

- Work being done by the youth

All animals housed with family animals must be cared for by youth exhibitor and clearly identified as 4-H or FFA exhibits. Exhibitors are strongly encouraged to accomplish all necessary work without major assistance from parents or other adults. Two categories will be judged in herdsmanship: Individual and Group (club, chapter or family). Decide which category your exhibit qualifies for. You may want to be judged with your family or as a club/chapter exhibit, or you may even decide to go solo!

**Exhibitors may only enter one category.** Exhibitors will receive ribbons for first through fifth place. See pg. 74 for Herdsmanship Rubric)

**30. Individual/Group: less than 4 animals**

**31. Individual/Group: 4 or more animals**

1. Minimum of 5 animals by exhibitor or family group of exhibitors.
2. Neatness of stalls, breeding of animals.
3. Cleanliness of quarters and stalls for animals and self.
4. Willingness to cooperate to make the entire exhibit neat and attractive.
5. Adherence to rules and regulations of the fair.

### **Cora B. Merkley Memorial Award for Outstanding Beef Exhibitor**

**Award will be made on the basis of:**

1. The beef exhibitor's overall achievements in the youth fair.
2. The amount of cooperation and interest displayed by a beef exhibitor during fair week.
3. The beef exhibitor's interest, ability and overall growth in 4-H or FFA work.

*The Jefferson County Agricultural Society and Cornell Cooperative Extension Association of Jefferson County are not responsible for errors, omissions and/or unpaid premiums after September 15, 2024. No exceptions.*



18 U.S.C. 707

## Department F - Meat Goats

### Judging

#### Thursday, July 11, at 11:00 a.m., Livestock Show Tent

1. Entry Procedures: All 4-H/FFA entries are to be sent to the Cornell Cooperative Extension office by **June 1**. All open class entries are to be sent to the fair office located at the Fairgrounds. Improper entry procedures may jeopardize exhibitor's opportunity to display and show goats.
2. **Animals must be registered in the youth's name by June 1.** Do not send registration or health papers with entries. Bring them to the fair.
3. Youth may show a non-ownership animal if eligible. Criteria:
  - a. Non-ownership is available to youth who do not own a meat goat.
  - b. Youth are limited to five animals per species.
  - c. Animal must meet all regulations for meat goats.
  - d. A non-ownership certificate must be turned into the Cornell Cooperative Extension office by June 1. (Available from Cornell Cooperative Extension.)
  - e. Non-ownership animals qualify for all showmanship and registered classes.
4. All goats must comply with health requirements as outlined in the Animal Health Requirements.
5. Health papers must be presented to state veterinarian or superintendent when called for.
6. Registration papers and, if applicable, non-ownership certificates will be checked upon entering the fair and must be available when the animal is shown.
7. All market goats must be on fairgrounds prior to noon on Tuesday, July 9. **Entries must remain until Sunday at 6:30 p.m.** No premium will be paid if you disassemble an exhibit before release time. *(Except auction animals)*
8. In the event that you bring fewer animals than you have preregistered for, the superintendent reserves the right to use unused space for other animals or herds. Therefore, it is suggested that any extra space be left on the ends of your section.
9. All animals shown must be cared for by youth and be the result of work done in a 4-H or FFA project.
10. Exhibitors may have no more than two entries in any class.
11. Meat goats may have horns per breed standard. **Bucks less than 3 months of age may be shown in market classes only.**
12. Market animals must be weighed on Tuesday, July 9, between 10:00 a.m. and noon. Exhibitors **must be** available to help weigh their animals.
13. Registration papers or non-ownership forms must be presented at ringside when called for.
14. All exhibitors are required to participate in his or her respective showmanship class.
15. Age for showmanship classes is determined as of January 1. **Please note:** If you started the 4-H year as a Cloverbud you must remain in that showmanship class.
16. Premiums will be awarded as follows (unless noted otherwise):  
Excellent-\$7.00; Good-\$5.00; Worthy-\$4.00
17. No animal will be exhibited with horns unless it is a required breed standard.
18. A collar will be used to show goats. No halters or lead ropes will be permitted.
19. Please also see the General Rules.

20. See section 30 for other miscellaneous contests.

### Meat Goat Fitting and Showmanship Contests All members exhibiting meat goats must participate in

**showmanship classes.** Each participant must show his/her own animal, but during the course of the contest may be asked by the judge to show some other animal. Youth must prepare their animals for the contest without major assistance of parents or other adults.

Criteria for Showmanship judging:

#### Appearance of Animal

1. Condition and thriftiness
2. Grooming
3. Clipping
4. Cleanliness

#### Appearance of Exhibitor (option: light top/dark bottom)

1. Leading
2. Posing
3. Show animal to best advantage
4. Poise, alertness and attitude

### Showmanship Classes

1. Cloverbud Showmanship: 5-7 years of age.  
Exhibitor must be accompanied by someone 14 years or over who is familiar with showing goats. Cloverbuds exhibit as participation only and may not show in any other market goat classes.
2. Junior Showmanship\*: 8-10 years of age, inclusive
3. Senior Showmanship\*: 11-13 years of age, inclusive
4. Master Showmanship\*: 14 years of age and over  
\*Top Junior, Senior and Master Showmen will be expected to participate in the Super Showmanship Contest on Saturday, July 13 at 4:00 p.m.

### Market Classes\*\*

5. Light Weight Market Goat\*
6. Medium Weight Market Goat\*
7. Heavy Weight Market Goat\*
8. **Grand Champion Market Goat**
9. **Reserve Grand Champion Market Goat**

\*Minimum: 50 lbs. Ideal market range: 60-100lbs. After animals are weighed, classes will be assigned to have approximately equal number of entries in each weight group.

\*\*If entering in Youth Livestock Auction, please indicate on entry form.

### Meat Goat Breeding Classes

10. Doe under 6 months, not kidded
11. Doe 6 months and under 12 months, not kidded
12. Doe 12 months and under 24 months, not kidded
13. Junior Champion
14. Reserve Junior Champion
15. Doe 12 months and under 24 months, kidded
16. Doe 2 years and under 3 years, kidded
17. Doe 3 years and under 5 years, kidded

## Department F - Meat Goats (continued)

16. Doe over 5 years, kidded
17. Dam and Daughter
18. Senior Champion Breeding Doe
19. Reserve Champion Breeding Doe
20. Grand Champion Breeding Doe
21. Reserve Grand Champion Breeding Doe

**Pet Goat**-for any animal that did not fit any of the above classes. The animal will be judged vs. best criteria for the breed. Exhibitor animal will neither be eligible for champion classes or the premium auction.

### **Meat Goat Herdsmanship Exhibitors must participate in herdsmanship.**

Exhibitors will be expected to maintain neat and attractive exhibits during the entire fair week. On a daily basis each youth group and their exhibit area will be judged according to the following criteria:

- Cleanliness, maintenance and arrangement of animals
- Neatness of exhibit area
- Personal appearance and conduct in and out of the show ring

- Work being done by the youth

All animals housed with family animals must be cared for by youth exhibitor and clearly identified as 4-H or FFA exhibits. Exhibitors are strongly encouraged to accomplish all necessary work without major assistance from parents or other adults. Two categories will be judged in herdsmanship: Individual and Group (club, chapter or family). Decide which category your exhibit qualifies for. You may want to be judged with your family or as a club/chapter exhibit, or you may even decide to go solo! **Exhibitors may only enter one category.** Exhibitors will receive ribbons for first through fifth place. (See pg. 74 for Herdsmanship Rubric)

22. **Individual/Group: less than 4 animals**

23. **Individual/Group: 4 or more animals**

*The Jefferson County Agricultural Society and Cornell Cooperative Extension Association of Jefferson County are not responsible for errors, omissions and/or unpaid premiums after September 15, 2024. No exceptions.*

## Department G - Poultry

### **Judging**

**Wednesday, July 10, at 10:00 a.m., Poultry & Rabbit Tent**

1. Entry Procedures: All 4-H/FFA entries are to be sent to the Cornell Cooperative Extension office by **June 1**. All open class entries are to be sent to the fair office located at the Fairgrounds. Improper entry procedures may jeopardize exhibitor's opportunity to display and show poultry.
2. **Animals must be registered in the youth's name by June 1.** Do not send registration or health papers with entries. Bring them to the fair.
3. Youth may show a non-ownership animal if eligible. Criteria:
  - a. Non-ownership is available to youth who do not own poultry.
  - b. Youth are limited to four animals per species.
  - c. Animal must meet all regulations for poultry.
  - d. A non-ownership certificate must be turned into the Cornell Cooperative Extension office by June 1. (Available from Cornell Cooperative Extension.)
  - e. Non-ownership animals qualify for all showmanship and registered classes.
4. All poultry must comply with health requirements as outlined in the Animal Health Requirements. Health inspection to include but not limited to lice, mites, scaly leg mites, respiratory, etc.
5. Health papers must be presented to state veterinarian or superintendent when called for.
6. Registration papers and, if applicable, non-ownership certificates will be checked upon entering the fair and must be available when the animal is shown.
7. All poultry must be on fairgrounds and checked in with Superintendent between 4:00 and 6:00 pm on Monday, July 8. **Entries must remain until Sunday at 6:30 p.m.** No premium will be paid if you disassemble an exhibit before release time. Exhibitors must check out

- with Superintendent and have proper bird identification papers to leave building with poultry. (Except Auction animals)
8. All animals shown must be cared for by youth and be the result of work done in a 4-H or FFA project.
  9. Purebreds are to be entered in Standard Breed classes and Crossbreeds are to be entered in Class 168.
  10. Birds must be in show quality condition and clean, healthy, vigorous, mature, fully feathered and free of lice and mites.
  11. Exhibitors must check on their birds daily and sign in on the poultry superintendent's log sheet. Exhibitor must feed, water and clean birds at least once per day. Exhibitors must sign in with Poultry Superintendent at least once per day. Feeds must be brought by the exhibitor.
  12. All exhibitors are required to participate in his or her respective showmanship class.
  13. Age for showmanship classes is determined as of January 1. **Please note:** If you started the 4-H year as a Cloverbud you must remain in that showmanship class.
  14. Premiums will be awarded as follows (unless noted otherwise): Excellent-\$3.00; Good-\$2.50; Worthy-\$2.00
  15. Please also see the General Rules.
  16. See section 30 for other miscellaneous contests.

## Department G - Poultry (continued)

### **Poultry Fitting and Showmanship Contests**

**All members exhibiting poultry must participate in showmanship classes.** Each participant must show his/her own animal, but during the course of the contest may be asked by the judge to show some other animal. Youth must prepare their animals for the contest without major assistance of parents or other adults. **You must preregister for this class.**

Criteria for Showmanship judging:

#### **Appearance of Animal**

1. Condition and thriftiness
2. Cleanliness

**Appearance of Exhibitor** (white costume preferred)

1. Handling
2. Show animal to best advantage
3. Poise, alertness and attitude

### **Showmanship Classes**

1. Cloverbud Showmanship: 5-7 years of age.  
Cloverbuds exhibit as participation only and may not show in any other poultry classes.
  2. Junior Showmanship\*: 8-10 years of age, inclusive
  3. Senior Showmanship\*: 11-13 years of age, inclusive
  4. Master Showmanship\*: 14 years of age and over
- \*Top Junior, Senior and Master Showmen will be expected to participate in the Super Showmanship Contest on Saturday, July 13 at 4:00 p.m.

### **Section: Standard Breeds-Large Fowl**

- |                  |                   |                      |                         |
|------------------|-------------------|----------------------|-------------------------|
| 5. Ameraucana    | 19. Crevecoeurs   | 33. Langshans        | 47. Rhode Island Reds   |
| 6. Anconas       | 20. Cubalaya      | 34. Leghorns         | 48. Rhode Island Whites |
| 7. Andalusians   | 21. Delawares     | 35. Malay            | 49. Shamo               |
| 8. Araucana      | 22. Dominiques    | 36. Marans           | 50. Sicilian Buttercups |
| 9. Aseel         | 23. Dorkings      | 37. Minorcas         | 51. Spanish             |
| 10. Australorps  | 24. Faverolles    | 38. Modern Game      | 52. Sultan              |
| 11. Barnevelders | 25. Hamburgs      | 39. Naked Neck       | 53. Sumatra             |
| 12. Brahmas      | 26. Hollands      | 40. New Hampshire    | 54. Sussex              |
| 13. Buckeyes     | 27. Houdans       | 41. Old English Game | 55. Welsummers          |
| 14. Campines     | 28. Javas         | 42. Orpingtons       | 56. Wyandottes          |
| 15. Catalanas    | 29. Jersey Giants | 43. Phoenix          | 57. Yokohama            |
| 16. Chanteclers  | 30. La Fleche     | 44. Plymouth Rocks   |                         |
| 17. Cochins      | 31. Lakenvelders  | 45. Polish           |                         |
| 18. Cornish      | 32. Lamonas       | 46. RedCaps          |                         |

### **Section: Standard Breeds-Bantam Fowl**

- |                             |                |                       |                         |
|-----------------------------|----------------|-----------------------|-------------------------|
| 62. Ancona                  | 76. Cochin     | 90. Jersey Giant      | 105. Orpington          |
| 63. Ameraucana              | 77. Cornish    | 91. KO Shamo          | 106. Phoenix            |
| 64. American Game           | 78. Crevecoeur | 92. LaFleche          | 107. Plymouth Rock      |
| 65. Andalusian              | 79. Cubalaya   | 93. Lakenvelder       | 108. Polish             |
| 66. Aracuna                 | 80. Delaware   | 94. Lamona            | 109. Redcap             |
| 67. Australorp              | 81. Dominique  | 95. Langshan          | 110. Rhode Island Red   |
| 68. Belgian Bearded D'Uccle | 82. Dorking    | 96. Leghorn           | 111. Rhode Island White |
| 69. Belgian Bearded D'Anver | 83. Dutch      | 98. Malay             | 112. Rosecomb           |
| 70. Booted (non-bearded)    | 84. Favorelles | 99. Minorca           | 113. Sebright           |
| 71. Brahma                  | 85. Hamburg    | 100. Modern Game      | 114. Serama             |
| 72. Buckeye                 | 86. Holland    | 101. Naked Neck       | 115. Shamo              |
| 73. Campine                 | 87. Houdan     | 102. Nankin           | 116. Silkie             |
| 74. Catalana                | 88. Japanese   | 103. New Hampshire    | 117. Sussex             |
| 75. Chantecler              | 89. Java       | 104. Old English Game | 118. Wyandotte          |

## Department G - Poultry (continued)

### Section: Waterfowl

#### Duck Classes

**Heavy Weight Duck Class:** Pekin, Aylesbury, Rouen, Muscovy, Applyard, Saxony

- 119. Old Drake
- 120. Old Duck
- 121. Young Drake
- 122. Young Duck

**Medium Weight Duck Class:** Cayuga, Crested, Swedish, Buff

- 123. Old Drake
- 124. Old Duck
- 125. Young Drake
- 126. Young Duck

**Light Weight Duck Class:** Runner, Campbell, Magpie, Welsh Harlequin

- 127. Old Drake
- 128. Old Duck
- 129. Young Drake
- 130. Young Duck

**Bantam Duck Class:** Call, East Indies, Mallards

- 131. Old Drake
- 132. Old Duck
- 133. Young Drake
- 134. Young Duck

#### Goose Classes:

**Heavy Weight Geese:** Toulouse, Embden, African

- 135. Old Gander
- 136. Old Goose
- 137. Young Gander
- 138. Young Goose

**Medium Weight Geese:** Sebastopol, Pilgrim, American Buff, Pomeranian

- 139. Old Gander
- 140. Old Goose
- 141. Young Gander
- 142. Young Goose

**Light Weight Geese:** Chinese, Tufted Roman, Canada, Egyptian

- 143. Old Gander
- 144. Old Goose
- 145. Young Gander
- 146. Young Goose

**147.** Champion-Only top animals meeting requirements will be eligible. Do not preregister for this class. Champion and Reserve Champion will be awarded.

**148.** Reserve Champion

\* Champion and Reserve Champion are awarded separately for Large Fowl, Bantam Fowl and Waterfowl.

### Section: Turkeys

**\*all turkeys compete in one class**

Bronze, Broad Breasted, Narragansett, White Holland, Black, Slate, Bourbon Red, Beltsville Small White, Royal Palm

- 149. Old Tom
- 150. Old Hen
- 151. Young Tom
- 152. Young Hen

**163. Champion-Only top animals meeting requirements will be eligible. Do not preregister for this class.**

**Champion and Reserve Champion will be awarded.**

**164.** Reserve Champion

### Section: Peafowl

**\*all Peafowl compete in one class**

- 165. Hen
- 166. Cock

### Section: Quail

**\*all Quail compete in one class**

- 171. Old Hen
- 172. Old Cock
- 173. Young Hen
- 174. Young Cock

### Section: Meet Breeds

- 180. Heavy Weight Cornish Cross
- 181. Freedom Rangers
- 182. All Other Breeds

### Poultry Flocktender Award

**Exhibitors must participate in herdsmanship.**

The Poultry Flocktender Award will be awarded to the individual with the best poultry management during the fair. (See pg. 74 for the Herdsmanship Rubric)

**167.** Individual

### Other Classes

**168.** 4-H Pet Care Project Poultry-This class is for 4-H project poultry that are of unknown or mixed breed origin and which, therefore, cannot be shown in any of the purebred classes. Also open to poultry with one or more disqualifications. Not to be entered in any other class except for showmanship.

**169.** Grand Championship Class-Only top animals will be eligible. Do not preregister for this class. Grand Champion and Reserve Grand Champion will be awarded.

**170.** Reserve Grand Champion

*The Jefferson County Agricultural Society and Cornell Cooperative Extension Association of Jefferson County are not responsible for errors, omissions and/or unpaid premiums after September 15, 2024. No exceptions.*

## Department H - Rabbits and Cavies

### Judging is Tuesday, July 9, at 3:00 p.m.

1. Entry Procedures: All 4-H/ FFA entries are to be sent to the Cornell Cooperative Extension office by **June 1**. All open class entries are to be sent to the fair office located at the Fairgrounds. Improper entry procedures may jeopardize exhibitor's opportunity to display and show rabbits and cavies.
2. **Animals must be registered in the youth's name by June 1**. Do not send registration or health papers with entries. Bring them to the fair.
3. Youth may show a non-ownership animal if eligible.  
Criteria:
  4. Non-ownership is available to youth who do not own rabbits or cavies.
  5. Youth are limited to two animals per species.
  6. Animal must meet all regulations for rabbits or cavies.
  7. A non-ownership certificate must be turned into the Cornell Cooperative Extension office by June 1. (Available from Cornell Cooperative Extension.)
  8. Non-ownership animals qualify for all showmanship and registered classes.
4. Exhibitor may only have three animals per breed. Only one animal per species in showmanship and only one animal per species in pet classes.
5. All rabbits and cavies must comply with health requirements as outlined in the Animal Health Requirements.
6. Rabbits and cavies must be checked in with rabbit superintendent upon arrival. Animals must appear healthy or they will be refused entry.
7. All rabbits must be on fairgrounds prior to 6:00 p.m. on Monday, July 8. **Rabbit entries must remain until Sunday at 6:30 p.m.** No premium will be paid if you disassemble exhibit before release time. The Cavy Show is a day show. Cavies may leave after the show on Tuesday, July 9. Cavies must be health checked by Tuesday at 2:00 p.m.
8. There will be a mandatory vet check upon arrival for rabbits for both 4-H, FFA and Open classes between the hours of 4:00 and 6:00 p.m. on Monday, July 8.
9. All animals shown must be cared for by youth and be the result of work done in a 4-H or FFA project.
10. All rabbits must be permanently earmarked in their left ear. This can be done at the fair if the rabbit has not been previously earmarked.
11. Exhibitors must check on their rabbits and cavies daily and sign in on the rabbit superintendent's log sheet. Rabbits must be fed and given water at least once per day by exhibitor. Cages must be cleaned once per day. Exhibitor must check in with Rabbit Superintendent once per day.
12. All exhibitors are required to participate in his or her respective showmanship class.
13. Age for showmanship classes is determined as of January 1. Please note: If you started the 4-H year as a Cloverbud you must remain in that showmanship class.
14. Premiums will be awarded as follows (unless noted otherwise):  
Excellent-\$3.00; Good-\$2.50; Worthy-\$2.00
15. Please also see the General Rules.
16. See section 30 for other miscellaneous contests.

### Rabbit and Cavy

#### Fitting and Showmanship Contests

Each entrant using his or her own rabbit or cavy will be asked to do the following for the judge (entrant may borrow a rabbit or cavy from a friend if they wish to participate and do not own a rabbit or cavy):

- State name of breed or crossbred
- Give the class (Junior, Intermediate, Senior, Buck or Doe, Boar or Sow)
- Pose the rabbit or cavy properly for the breed
- Check the ears of the cavy for tattoo number and health
- Check the teeth
- Check the feet and nails
- Check the nose
- Check the sex of the rabbit or cavy correctly
- Check the eyes for spots or signs of illness
- Check the fur for condition, density, texture and color
- Find any disqualifications that the rabbit or cavy may have
- Check bone structure
- Know three disqualifications that would apply to any breed.

Each entrant will be judged on:

- Accuracy of the information rendered 30 points
- The manner in which the animal is examined 30 points
- How well he/she controls his/her own animal 20 points
- General appearance 10 points
- Willingness to participate, attitude 10 points

#### Showmanship Classes

1. Cloverbud Showmanship: 5-7 years of age.  
Cloverbuds exhibit as participation only and may not show in any other 4-H rabbit or cavy classes.
  2. Junior Showmanship\*: 8-10 years of age, inclusive
  3. Senior Showmanship\*: 11-13 years of age, inclusive
  4. Master Showmanship\*: 14 years of age and over
- \*Top Junior, Senior and Master Showmen will be eligible for the Super Showmanship Contest on Saturday, July 13, at 4:00 pm.

**Section: Rabbit Breeds**-Purebred show rabbits will be judged on the Danish System in each class but ARBA Breed Standards will be followed.

1. **Junior Buck-up to six months old**
2. **Junior Doe-up to six months old**
3. **Intermediate Buck-from 6-8 months old (commercial breeds only)**
4. **Intermediate Doe-from 6-8 months old (commercial breeds only)**
5. **Senior Buck-over 8 months old for commercial breeds and over 6 months old for fancy and wool breeds**
6. **Senior Doe-over 8 months old for commercial breeds and over 6 months old for fancy and wool breeds**

#### Classes:

5. Purebred-Fancy (ex. Dutch, English Spot, Mini Rex, and Holland Lop)
6. Purebred-Commercial (ex. New Zealand, Satin, and Californian)
7. Purebred-Wool (ex. Angora)
8. 4-H Pet Care Project Rabbits Bucks-This class is for 4-H project rabbits that are of unknown or mixed breed origin and which, therefore, cannot be shown in any of the purebred classes. Also open to rabbits with one or more disqualifications.
9. 4-H Pet Care Project Rabbits Does-This class is for 4-H project rabbits that are of unknown or mixed breed origin and which, therefore, cannot be shown in any of the purebred classes. Also open to rabbits with one or more disqualifications.

## Department H - Rabbits and Cavies (continued)

10. Costume Class
11. Grand Championship Class-**Only top animals will be eligible. Do not preregister for this class. Grand Champion and Reserve Grand Champion will be awarded.**

### 12. Reserve Grand Champion Rabbit Herdsmanship Award

**Exhibitors must participate in herdsmanship** (See pg. 74 for Herdsmanship Rubric)

### 13. Individual

**Section: Cavy Breeds**-Purebred show covies will be judged on the Danish System in each class but ARBA Breed Standards will be followed.

1. Junior Boar-under 4 months old and under 1 lb. 6 oz.
2. Junior Sow-under 4 months old and under 1 lb. 6 oz.
3. Intermediate Boar-under 6 months old and between 1 lb. 6 oz. and 2 lbs.
4. Intermediate Sow-under 6 months old and between 1 lb. 6 oz. and 2 lbs.
5. Senior Boar-over 2 lbs.

6. Senior Sow-over 2 lbs.

### Classes:

14. Purebred
15. 4-H Pet Care Project Cavies Boars-This class is for 4-H or FFA project covies that are of unknown or mixed breed origin and which, therefore, cannot be shown in any of the purebred classes. Also open to covies with one or more disqualifications.
16. 4-H Pet Care Project Cavies Sows-This class is for 4-H or FFA project covies that are of unknown or mixed breed origin and which, therefore, cannot be shown in any of the purebred classes. Also open to covies with one or more disqualifications.
17. Costume Class

*The Jefferson County Agricultural Society and Cornell Cooperative Extension Association of Jefferson County are not responsible for errors, omissions and/or unpaid premiums after September 15, 2024. No exceptions.*

## Department I - Dogs

### Judging

**Tuesday, July 9, at 8:30 a.m.,  
Check in at ringside at 8:00 a.m.**

1. Entry Procedures: All 4-H/ FFA entries are to be sent to the Cornell Cooperative Extension office by **June 1**. Improper entry procedures may jeopardize exhibitor's opportunity to display and show dogs.
2. **Animals must be registered in the youth's name by June 1.** Do not send registration or health papers with entries. Bring them to the fair.
3. Youth may show a non-ownership animal if eligible. Criteria:
  - a. Non-ownership is available to youth who do not own a dog.
  - b. Animal must meet all regulations for dogs.
  - c. A non-ownership certificate must be turned into the Cornell Cooperative Extension office by June 1. (Available from Cornell Cooperative Extension.)
  - d. Non-ownership animals qualify for all classes.
4. All dogs must comply with health requirements as outlined in the Animal Health Requirements.
5. Health papers must be presented to state veterinarian or superintendent when called for.
6. Registration papers and, if applicable, non-ownership certificates will be checked upon entering the fair and must be available when the animal is shown.
7. Exhibitors should have previously signed an "Acknowledgement of Risk" form. These are available through the extension office and need to be signed in order to be in the program.
8. Dogs are allowed on the fairgrounds for the Dog Show only and may not remain afterward. Dogs may not be left unattended at any time. Exhibitors are responsibly for their dogs and must clean up after them immediately.
9. A female dog in season will not be allowed on the fairgrounds.
10. Any dog appearing unhealthy, aggressive or unruly may be dismissed from their class or the fairgrounds at the

discretion of the judge or 4-H staff.

11. All animals shown must be cared for by youth and be the result of work done in a 4-H or FFA project.
12. All exhibitors are required to participate in his or her respective grooming and handling class.
13. Age for showmanship classes is determined as of January 1. **Please note:** If you started the 4-H year as a Cloverbud you must remain in that showmanship class.
14. Exhibitors who receive a champion rating at the fair cannot enter that class again. They must move up to the next level.
15. Premiums will be awarded as follows (unless noted otherwise):  
Excellent-\$7.00; Good-\$6.00; Worthy-\$5.00
16. Please also see the General Rules.
17. See section 30 for other miscellaneous contests.

### Dog Grooming and Handling

**All members exhibiting dogs must participate in their grooming and handling class.** Each participant must show his/her own animal. Youth must prepare their animals for the contest without major assistance of parents or other adults.

**You must preregister for Grooming and Handling class.**

Criteria for Grooming and Handling judging:

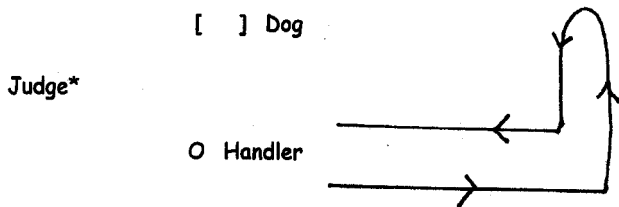
- Condition and thriftiness: showing normal growth, being neither too fat nor too thin **10 points**
- Temperament: to be friendly, not shy or aggressive **10 points**
- Cleanliness: coat clean, free of excess loose hair; skin to be clean and indicate a healthy condition; ears to be clean and free from dirt and excess wax; eyes clear, not watery; teeth to be clear and white, it will be courteous for you to lift the dog's lips for the judge (practice this with a stranger so your dog will not object); gums to be clean and healthy, not pale and anemic **10 points**



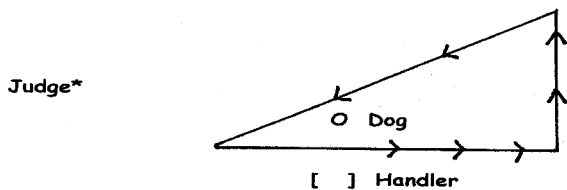
## Department I - Dogs (continued)

- Clipping and Plucking: hair to be clipped or plucked appropriate to the breed, 4-H member is encouraged to do the clipping and plucking although it is permissible to acquire the services of a professional **10 points**
- Grooming: hair properly groomed, hair dressing should not be used in excess; toenails not to be excessively long **10 points**
- You will show your dog at a trot, while moving in a circle; you will then line up head to tail and stand your dog; you will present your dog for an individual inspection; gait your dog at the trot for the following exercises **50 points**

**For Grooming and Handling A:** The dog should turn in toward the handler. The handler should change lead from the left to the right hand. Large dogs may be turned around the handler, the lead remaining in the left hand.



**For Grooming and Handling B:** Exhibitor must be familiar with the triangle pattern as illustrated. The judge will ask the exhibitors in this class to do one or the other of these patterns.



The Championship Classes for Grooming and Handling A and B may have to do one or both of these exercise. This will be at the discretion of the Grooming and Handling judge.

Shampooing, brushing, combing, cleaning the ears, trimming the toenails and all other preparation must be done by the 4-H member. Those showing dogs which require clipping or plucking (such as poodles and terriers) may have this done by professionals. However, 4-H and FFA members are encouraged to learn this for themselves.

### Grooming and Handling Classes

1. **Cloverbud Grooming and Handling:** 5-7 years of age. Cloverbuds exhibit as participation only and may not show in any other dog class except for the Dog Costume class.

**2. Grooming and Handling A Junior:** For youth 8 to 13 years of age who are competing for the first time in Grooming and Handling at County Fair, unless the Handler has qualified for the Open Class of Junior Showmanship at an AKC Show. **Handlers who receive a red or white ribbon placing at County Fair may compete at this Level the second year.**

**3. Grooming & Handling A Senior:** For youth 14 to 18 years of age who are competing for the first time in Grooming and Handling at County Fair, unless the Handler has qualified for the Open Class of Junior Showmanship at an AKC Show. **Handlers who receive a red or white ribbon placing at County Fair may compete at this Level the second year.**

**4. Grooming and Handling B Junior:** For youth 8 to 13 years of age as of January 1.

**5. Grooming and Handling B Senior:** For youth 14-19 years of age as of January 1, and have previously competed in Grooming and Handling at the County Fair.

**6. Grooming and Handling C:** For youth who have previously been a Grooming and Handling B Champion and/or have qualified for the Open Class of Junior Showmanship at an AKC show (or equivalent), even if it is their first year.

### Dog Obedience Classes

Dogs shown in dog obedience must be the result of work done in a 4-H or FFA project. **Scoring:** The Beginner Novice and Graduate Beginners will be awarded ribbons on the following basis: Blue 200-170, Red 169-145, White 144-0. The Novice and Graduate Novice will be scored as follows: Blue 260-170, Red 169-150, White 149-0. Premiums will be awarded based on these points. To break a tie score, the heeling exercise will be used.

**7. Beginner A:** For 4-H members that have not previously trained a dog. The dogs in this class must not have graduated beyond the Beginner level. All exercises (Heel on Leash, Figure 8, Sit for Exam, Sit Stay (30 sec.-1 min.), Recall) will be performed with the dog on lead. The maximum possible score is 200 points. Dogs receiving a blue in this class **MUST** move to Graduate Beginner Novice. **Dogs entered in this class can not also participate in Agility, Brace or 4-Person Team.**

**8. Beginner B:** For youth who have previously trained a dog in the Beginner level. All exercises (Heel on Leash, Figure 8, Sit for Exam, Sit Stay (30 sec.-1 min.), Recall) will be performed with the dog on lead. The maximum possible score is 200 points. Dogs receiving a blue in this class **MUST** move to Beginner C. **Dogs entered in this class cannot also participate in Agility, Brace or 4-Person Team.**

**9. Beginner C:** For youth who have previously trained a dog in Beginner or more advanced levels of obedience. Dogs must not have graduated beyond the Beginner level. Exercises and maximum possible points are the same as Beginner A., except for recall off leash and sit if dropped leash. Dogs receiving a blue in this class **MUST** move to Graduate Beginner. **Dogs entered in this class can not also participate in Agility, Brace or Person Team.**

## Department I - Dogs (continued)

**10. Graduate Beginner A:** For youth who have not previously trained a dog beyond the Graduate Beginner level. Dogs must not have graduated beyond the Graduate Beginner level. Exercises and maximum possible points are the same as in the Beginner A and B classes **EXCEPT** that the Stand for Examination, Recall, Long Sit, and Long Down exercises are done **OFF LEASH**. Dogs receiving a blue ribbon in this class **MUST** move to Novice.

**11. Graduate Beginner B:** For youth who have previously trained a dog in Graduate Beginner or more advanced levels of obedience. Dogs must not have graduated beyond the Graduate Beginner level. Exercises and Maximum possible points are the same as in Graduate Beginner A. Dogs receiving a blue ribbon in this class **MUST** move to Novice.

**12. Novice A:** For youth and dogs who have completed a Novice course of instruction but have not graduated beyond this level. Dogs must not have completed their AKC Companion Dog (CD) title (or equivalent—UKC CD, All-American CD, Club CD, CKC CD, etc.) unless the CD was earned within 60 days of the show. Other than the Heel On Leash and Figure 8, all exercises will be performed with the dog off lead (Stand for Examination, Heel Off Leash, Recall, Long Sit, 1 minute, Long Down 3 minutes). Maximum possible score will be 200 points.

**13. Novice B:** Exercises will be the same as Novice A. Exhibitors can participate in this class more than once. Open to any handler and dog at the Novice level but not ready for Advanced Novice.

**14. Advanced Novice:** For youth and dogs who have not graduated beyond the Advanced Novice level of obedience. Dogs may have earned a Companion Dog title but not a Companion Dog Excellence (CDX) title (or equivalent). Other than Heel On Leash, all exercises will be performed with the dog off leash (Stand for Examination, Heel Free and Figure 8, Drop on Recall, Long Sit, Handlers Out-of-Sight: 3 minutes, Long Down, Handlers Out-of-Sight: 5 minutes). Maximum possible score will be 200 points. Open to any handler and dog beyond the Novice level but not ready for Graduate Novice.

**15. Graduate Novice:** Dogs may not have earned a Companion Dog Excellence (CDX) or equivalent title, unless the title was earned within 60 days of the show. The exercises are: Heel Free and Figure 8, Drop on Recall, Dumbbell Recall, Recall over High Jump, Recall over Broad Jump and Long Down. The maximum possible score is 200 points. Open to any handler and dog beyond the Novice level but not ready for open class (due to training or physical ability of the dog).

**16. Open A:** For youth and dogs who have not graduated beyond the Open level of obedience. Dogs may have earned a CD title but not a CDX, unless the CDX was earned within 60 days of the show. ALL exercises will be performed with the dog off leash (Heel Free and Figure 8, Drop on Recall, Retrieve on Flat, Retrieve over High Jump, Broad Jump, Long Sit-Handlers Out of Sight-3 minutes, Long Down-Handlers Out of Sight-5 minutes). Maximum possible score will be 200.

**17. Open B:** Dogs who have received their CDX but are

not ready to enter Utility may participate in Open B. All exercises are the same as Class No. 14, Open A. With special permission from the 4-H Dog Show Superintendent, dogs may repeat in this class regardless of point score or ribbon placing in the Open class at previous County or State Fair shows.

**18. Utility:** For youth and dogs who have not earned a Utility Dog (UD) title or the equivalent, unless this title has been completed within 60 days of the show. ALL exercises will be performed with the dog off leash (Signal Exercises, Sent Discrimination-one metal article, one leather article, Directed Retrieve, Moving Stand and Examination, Directed Jumping). Maximum possible score will be 200 points. Dogs may repeat in this class regardless of point score or ribbon placing in the Utility class at previous County or State Fair shows. With special permission from the Youth Dog Show Superintendent, youth with dogs that have earned a UD may participate in the Utility class FOR EXHIBITION ONLY (FEO).

**19. Dog Obedience Costume Class:** Open to ages 5-19. Dog and handler will be judged on originality of their costumes.

**20. Rally Novice A:** Course shall consist of 10-15 stations plus a START and FINISH sign. This course is open to all dogs at all levels of Obedience. Rally Novice will be performed on a leash. Dogs receiving Blue Ribbons must move up to the next level. Dogs who have received a Rally Novice (RN) title (or equivalent R1, etc.) unless earned within 60 days of the show must move to Rally Advanced.

**21. Rally Novice B:** For dogs who are not yet ready for Rally Advanced but who received a blue ribbon in the previous year. Class description is the same as Rally Novice A. This class is available only once. If the dog receives a blue, the dog must move to Rally Advanced in the next year.

**22. Rally Advanced:** Course shall consist of 12-17 exercise stations plus a START and FINISH sign. Rally Advanced course shall be performed with the dog off the leash. All dogs must be working at the Graduate Beginner level to be training/working/showing in this class. Dogs not performing in an obedience class may be asked to perform an off leash exercise to show that they belong in Rally Advanced. Beginner A and B Obedience dogs are not eligible. Dogs who have received a blue ribbon or a Rally Advanced (RA) title (or the equivalent) unless earned within 60 days of the show must move to Rally Excellent.


**23. Rally Excellent:** Course shall consist of 15-20 stations plus a START and FINISH sign with no more than seven stationary exercises. All dogs must be working at the Graduate Beginner level to be training/working/showing in this class. Dogs not performing in an obedience class may be asked to perform an off leash exercise to show they belong in Rally Excellent. Beginner A and B Obedience dogs are not eligible. All exercises shall be performed off leash except the Honor Exercise. Dogs who have received a blue ribbon or Rally Excellent (RE) title (or equivalent) unless earned within 60 days of the show may participate FEO with permission from the 4-H Dog Show Superintendent.

**Agility Classes:** (subject to obstacle availability)

## Department I - Dogs (continued)

1. In general, American Kennel Club (AKC) rules will be used for agility class evaluation. However, mixed parentage dogs are welcome.
  2. All dogs MUST be working at the Beginner C Level to be training/working/showing in Agility. **Beginner A and B obedience dogs are not eligible.** Dogs not entered in an obedience class may be asked to perform an off lead recall to show that they belong in agility.
  3. Dogs must be 15 months of age or older to compete.
  4. Either no collar or flat buckle collars. No hanging tags or attachments.
  5. Handlers shall be allowed to bring their dog to the start line on leash. Handlers shall comply with the judge's instructions for being ready to start their run, having their dogs off leash and under control in a timely manner.
  6. Food and toys are not permitted in the ring or within ten feet of the ring. Handlers may not use whistles or other instruments or devices.
  7. Handlers will be excused by the judge/superintendent for inappropriate actions including training devices.
  8. Handlers in all classes will be allowed one ten minute walk through the course, without a dog, prior to the start of the class.
  9. A handler may be asked to leave the ring at any time at the judges/superintendents discretion.
  10. All dogs must be measured prior to judging. Measuring is also done at the state fair and opportunities may exist throughout the 4-H year to obtain a 4-H height card for your agility dog. The dog's height is to be measured at the withers. If you have a permanent height card from another agility organization, that may be used in place of a 4-H card. If you have a height card, please attached a copy to your entry.
  11. If a dog defecates or eliminates in the ring during Agility, they will lose 15 points per occurrence.
  12. If a dog is trained by someone before the 4-H handler takes over, that dog must be shown at the next highest level of competition.
  13. Dogs who have reached age 7 or above will be allowed to jump 4" lower than their required jump height. 4-H members will enter the height division of their dog measured at the withers and will note "veteran" on the entry form.
- 24. Pre-Novice Agility:** A 10 obstacle course that is straight forward using non-winged jumps, pipe tunnel, frame, tire jump, table and dog walk. Any dog that received a blue placing must move to the next level.
- 25. Novice Agility:** Any dog that received a blue placing must move to the next level. Dogs must not have completed their AKC Novice Standard Agility title (or equivalent-NADAC, USDAA, etc.) unless the title was earned within 60 days of the show.
- 26. Open Agility:** For dogs who have received a blue ribbon in the Novice level. Dogs must not have completed their AKC Open standard title (or equivalent—NADAC, USDAA, etc.) unless the title was earned within 60 days of the show. Additional obstacles will be added.
- 27. Excellent Agility:** For dogs who have received a blue ribbon in the Open level. Dogs must not have completed their AKC Excellent title (or equivalent—NADAC, USDAA, etc.) unless the title was earned within 60 days of the show. Dogs who have titled or received a blue ribbon in this class may compete FEO.

*The Jefferson County Agricultural Society and Cornell Cooperative Extension Association of Jefferson County are not responsible for errors, omissions and/or unpaid premiums after September 15, 2024. No exceptions.*



Sit, Stay



## Department J - Horses

### Judging

#### Huntseat, Dressage, Driving:

Wednesday, July 10, at 9:00 a.m., Horse Show Ring

#### Western, Gymkhana:

Friday, July 12, at 9:00 a.m. Horse Show Ring

1. Entry Procedures: All 4-H/FFA entries are to be sent to the Cornell Cooperative Extension office by **June 1**. All open class entries are to be sent to the fair office located at the Fairgrounds. Improper entry procedures may jeopardize exhibitor's opportunity to display and show horses.
2. **Animals must be registered in the youth's name by June 1**. Do not send registration or health papers with entries. Bring them to the fair.
3. Youth may show a non-ownership animal if eligible. Criteria:
  - a. Non-ownership is available to youth who do not own a horse.
  - b. Youth are limited to one animal per species.
  - c. Animal must meet all regulations for horses.
  - d. A non-ownership certificate must be turned into the Cornell Cooperative Extension office by June 1. (Available from Cornell Cooperative Extension.) or at <https://4h.ansci.cornell.edu/animal-programs/horses/>
  - e. Non-ownership animals qualify for all showmanship and riding classes.
4. All horses must comply with health requirements as outlined in the Animal Health Requirements.
5. Health papers must be presented to state veterinarian or superintendent when called for.
6. **Health papers** (negative Coggins and rabies certificate), **4-H Equine Certificate** and if applicable, non-ownership certificates will be checked upon entering the fair and must be available when the animal is shown.
7. All animals shown must be cared for by youth and be the result of work done in a 4-H or FFA project.
8. Exhibitors may have no more than two horses entered during the fair and only one horse per division.
9. The Horse Show will be run in accordance with the 2021 New York State 4-H Horse Show Rule Book. The rule book is available from the Cornell Cooperative Extension office for \$3.00. Allow two weeks for delivery. Also available online at: <https://4h.ansci.cornell.edu/animal-programs/horses/>
10. **The judges decision is final. No exceptions.**
11. Approved ASTM-SEI helmets (5 years old or newer) must be worn when mounted with the straps fastened (this will be inspected). No European helmets. Suitable footwear with a distinguishable heel must be worn when mounted or in halter classes. NO SNEAKERS will be allowed.
12. All horses and ponies showing must be at least 24 months of age. No intact stallion or jack over 12 months of age may be present at a 4-H event, show, clinic, ect.
13. For all divisions, ponies must be 14.2 hands or less.(1 hand=4 inches). A measuring stick will be on hand.
14. The judge or horse show staff may dismiss any equine that is not serviceably sound or that is unruly at their discretion.
15. Inhumane treatment will not be tolerated. The judge or horse show staff reserve the authority to dismiss from the class, the show or the fairgrounds any exhibitor who

is treating their animal inhumanely, including neglecting the animal.

16. All tack and equipment may be inspected by the judge or horse show staff.
17. Coaching of an exhibitor engaged in a class in the ring by a parent or other adults outside the ring may result in the dismissal of the exhibitor from the ring.
18. Classes may be divided, combined or cancelled as needed. There must be a minimum of 3 entries in each class to run the class. PONY CLASSES: In the event there are not 3 ponies, the pony entries will be inserted in the appropriate age class. Two pony entries will be pinned against each other. One pony entry is not an automatic 1st blue-a single entry will be evaluated against the "ideal" pony. Pony classes are both junior and senior riders. When registering please denote PONY on the entry sheet, if applicable. Check registration forms for this.
19. Chaps are prohibited in hunt seat classes. Chaps are allowed only if riding Western.
20. Classes will be broken into junior and senior categories. Junior exhibitors are 8-13 years of age. Senior exhibitors are 14-18 years of age. Ages are of January 1, 2022.
21. Walk-Trot/Walk-Jog are for juniors and seniors. Riders need to be evaluated in order to move on to lope/canter.
22. Long sleeves will be required for Gymkhana classes.
23. Premiums will be awarded as follows:  
Excellent-\$6.00; Good-\$5.00; Worthy-\$4.00
24. Please also see the General Rules.
25. See Section 30 for other miscellaneous contests.

**Cloverbud**-In order for Cloverbud riders to participate in country fair they must have completed the "On-the-Ground Skills" evaluation form as well as the "Riding Level" evaluation form. Please contact Amy Zukas at 315-788-8450, ext. 254, or [asw247@cornell.edu](mailto:asw247@cornell.edu) if you are not familiar with these forms. Classes will be available in any seat. See pg. 6, #12, for ages.

Leadline-This level would generally be appropriate for the kindergarten and first grade child (five and six year olds or the developmental equivalent). Cloverbuds exhibit as participation only and may not show in classes other than the designated classes.

### REMEMBER

- If you are a first time rider, you need to be evaluated by extension staff prior to fair.
- If you are moving up from walk-trot/jog to walk-trot/jog-canter, you must be re-evaluated prior to fair.
- If you are jumping for the first time in 4-H competition, you will need to be evaluated by extension staff prior to fair.
- For more information contact Amy Zukas at 315-788-8450 ext. 254 or at [asw247@cornell.edu](mailto:asw247@cornell.edu)

## Department J - Horses (continued)

### Huntseat:

Wednesday, July 10, at 9:00 a.m., Horse Show Ring

#### Hunt Seat Classes

1. Senior Showmanship at Halter
2. Junior Showmanship at Halter
3. Walk-Trot Showmanship
4. \*Cloverbud Showmanship
5. \*Crossrails-
6. Senior Hunt Seat Equitation Over Fences 3' and under
7. Junior Hunt Seat Equitation Over Fences 2'6" and under
8. Senior Working Hunter 3' and under
9. Junior Working Hunter 2'6"
10. Senior Hunter Hack 2' and under
11. Junior Hunter Hack 2' and under
12. Senior Hunter Under Saddle
13. Junior Hunter Under Saddle
14. \*Walk-Trot Hunter Under Saddle\*
15. Senior English Equitation
16. Junior English Equitation
17. \*Walk-Trot English Equitation
18. \*Cloverbud English Equitation
19. Senior English Pleasure
20. Junior English Pleasure
21. \*Walk-Trot English Pleasure
22. \*Cloverbud English Pleasure
23. \*Senior Command Class
24. \*Junior Command Class
25. \*Walk-Trot Command Class
26. \*Walk-Trot Trail
27. SSenior Trail
28. JJunior Trail

### Driving and Dressage:

Wednesday, July 10, following conclusion of Hunt Seat Show-Horse Show Ring

#### Dressage Classes

29. Introductory Level Test A (Walk Trot)
30. Introductory Level Test B (Walk Trot)
31. Introductory Level Test C (Walk Trot)
32. USEF Training Level Test 1
33. USEF Training Level Test 2
34. USEF Training Level Test 3
35. Costume-all ages including Cloverbud

#### Driving Classes

36. Reinsmanship
37. Pleasure Driving
38. Ride and Drive

#### Other

39. Drill Team (may not be awarded premium)

\*To find the 2022-2026 USEF Dressage Tests go to [www.usef.org](http://www.usef.org)

### Western:

Friday, July 12, at 9:00 a.m.-Horse Show Ring

#### Western Classes

40. Senior Showmanship at Halter
41. Junior Showmanship at Halter
42. \*Walk-Jog Showmanship at Halter
43. \*Cloverbud Showmanship at Halter-Western
44. Senior Stock Seat Equitation
45. Junior Stock Seat Equitation
46. \*Walk-Jog Stock Seat Equitation
47. \*Cloverbud Stock Seat Equitation
48. Senior Western Riding
49. Junior Western Riding
50. Senior Western Pleasure
51. Junior Western Pleasure
52. \*Walk-Jog Western Pleasure
53. \*Cloverbud Western Pleasure
54. Senior Western Horsemanship
55. Junior Western Horsemanship
56. \*Walk-Jog Western Horsemanship
57. Senior Western Road Hack
58. Junior Western Road Hack
59. \*Senior Ranch Working Horse—Pattern #1
60. \*Junior Ranch Working Horse—Pattern #1
61. \*Senior Ranch Working Horse—Pattern #2
62. \*Junior Ranch Working Horse—Pattern #2
63. \*Senior Command Class
64. \*Junior Command Class
65. \*Walk-Jog Command Class
66. \*Walk-Jog Western Trail
67. Junior Western Horse Trail
68. Senior Western Horse Trail
69. Costume-all ages including Cloverbud

### Gymkhana:

Friday, July 12, Following conclusion of the Western Horse Show

#### Gymkhana Classes

70. Senior Cloverleaf Barrels
71. Junior Cloverleaf Barrels
72. Senior Texas T Barrels
73. Junior Texas T Barrels
74. Senior Straight Line Barrels
75. Junior Straight Line Barrels
76. Senior Quadrangle Barrel
77. Junior Quadrangle Barrel
78. Senior Keyhole Race
79. Junior Keyhole Race
80. Senior Pole Bending
81. Junior Pole Bending
82. Senior Figure Eight Barrel Race
83. Junior Figure Eight Barrel Race
84. Senior Bleeding Heart
85. Junior Bleeding Heart

Classes not available  
at State Fair

Ponies not to jump  
over 2' fences

To find the Ranch Working Horse rules and pattern, go to:  
[https://cpb-us-e1.wpmucdn.com/blogs.cornell.edu/dist/c/3808/files/2015/02/ranch\\_horse-1vw77kx.pdf](https://cpb-us-e1.wpmucdn.com/blogs.cornell.edu/dist/c/3808/files/2015/02/ranch_horse-1vw77kx.pdf)

## Department J - Horses (continued)

### Horse Awards

High Point Huntseat Senior-Champion and Reserve Champion  
High Point Huntseat Junior-Champion and Reserve Champion  
High Point Huntseat Walk-Trot-Champion and Reserve Champion  
High Point Dressage-Champion and Reserve Champion  
High Point Driving-Champion and Reserve Champion  
High Point Gymkhana Senior-Champion and Reserve Champion  
High Point Gymkhana Junior-Champion and Reserve Champion  
High Point Western Senior-Champion and Reserve Champion  
High Point Western Junior-Champion and Reserve Champion  
High Point Western Walk-Jog-Champion and Reserve Champion  
Versatility Champion-to the horse and rider combination that receive the highest number of points overall during the fair  
Good Sportsmanship Award-to the 4-H'er exhibiting the best conduct when mounted and not mounted.

### State Fair Qualifying System

In order to qualify for state fair the rider must also exhibit in his or her respective showmanship class. Failure to do so will make the participant ineligible.

A youth may qualify to represent at state fair based on the following award system: For each blue ribbon the following points are awarded to the rider: Point system: 1st blue-4 points, 2nd blue-3 points, 3rd blue-2 points, other blues-1 point. The riders who have one of the four highest number of points in the eligible state fair classes (excluding the costume class) will be eligible to represent the county at state fair. State fair representation is not always two senior riders and two junior riders-it is based exclusively on the point system. In the event of a tie in points, the deciding factor will be the number of 1st place blue ribbons received by the riders (i.e. the rider with the most 1st place blue ribbons would earn the spot at state fair). In the event that there is still a tie the 4-H staff will review the number of 2nd place blues, then 3rd place blues and as a last factor review the placing for the equitation class.

In the event additional spaces are made available to Jefferson County for state fair the next top two highest scores will be eligible. Two alternates will be selected for each day at the end of each show.

*The Jefferson County Agricultural Society and Cornell Cooperative Extension Association of Jefferson County are not responsible for errors, omissions and/or unpaid premiums after September 15, 2024 No exceptions.*

## Department K - Llama and Alpaca

### Judging

#### Friday, July 12, at 10:00 a.m., Livestock Show Tent

1. Entry Procedures: All 4-H/FFA entries are to be sent to the Cornell Cooperative Extension office by **June 1**. All open class entries are to be sent to the fair office located at the Fairgrounds. Improper entry procedures may jeopardize exhibitor's opportunity to display and show llamas or alpacas.
2. **Animals must be registered in the youth's name by June 1**. Do not send registration or health papers with entries. Bring them to the fair.
3. Youth may show a non-ownership animal if eligible. Criteria:
  - a. Non-ownership is available to youth who do not own a llama or alpaca.
  - b. Youth are limited to three animals per species.
  - c. Animal must meet all regulations for llama or alpaca.
  - d. A non-ownership certificate must be turned into the Cornell Cooperative Extension office by June 1. (Available from Cornell Cooperative Extension.)
  - e. Non-ownership animals qualify for all showmanship and registered conformation classes.
4. All llamas and alpacas must comply with health requirements as outlined in the Animal Health Requirements.
5. Health papers must be presented to state veterinarian or superintendent when called for.
6. Registration papers and, if applicable, non-ownership certificates will be checked upon entering the fair and must be available when the animal is shown.
7. All llamas and alpacas must be on fairgrounds prior to noon on Tuesday, July 9. **Entries must remain until Sunday at 6:30 p.m.** No premium will be paid if you disassemble an exhibit before release time.
8. In the event that you bring fewer animals than you have preregistered for, the superintendent reserves the right to use unused space for other animals or herds. Therefore, it is suggested that any extra space be left on the ends of your section.
9. All animals shown must be cared for by youth and be the result of work done in a 4-H or FFA project.
10. Exhibitors may have no more than two entries in any class.
11. Registration papers or non-ownership forms must be presented at ringside when called for.
12. All exhibitors are required to participate in his or her respective showmanship class.
13. Age for showmanship classes is determined as of January 1. **Please note:** If you started the 4-H year as a Cloverbud you must remain in that showmanship class.
14. Please also see the General Rules.
15. No intact males over 24 months of age by July 1. (Born on or after June 30, for both Llamas and Alpacas.)

## Department K - Llama and Alpaca (continued)

### Llama and Alpaca

#### Fitting and Showmanship Contests

All members exhibiting llamas or alpacas must participate in showmanship classes. Each participant must show his/her own animal. Youth must prepare their animals for the contest without major assistance of parents or other adults.

#### Criteria for Showmanship judging:

##### Appearance of Animal

1. Condition and thriftiness
2. Grooming
3. Clipping
4. Cleanliness

##### Appearance of Exhibitor

1. Leading
2. Posing
3. Show animal to best advantage
4. Poise, alertness and attitude

##### Section: Llama Breeds

1. Llama Non-Breeder
2. Light Fiber Llama
3. Medium/Heavy Fiber Llama

##### Classes: Llama Showmanship

1. Master Showmanship: 14 years of age and over
2. Senior Showmanship: 11-13 years of age, inclusive
3. Junior Showmanship: 8-10 years of age, inclusive
4. Cloverbud Showmanship: 5-7 years of age. Exhibitors must be accompanied by someone 14 years or over who is familiar with showing llamas. Cloverbuds exhibit as participation only and may not show in any other llama classes.

Top Junior, Senior and Master Showmen will be eligible for the Super Showmanship Contest on Saturday, July 13, at 4:00 p.m.

##### Classes: Llama Non-Breeder Halter

For geldings, vasectomized males, spayed or non-productive females as verified by accompanying registration or veterinarian certificate. These classes are not divided by wool or sex. If fewer than three animals in any age division, ages may be combined.

5. Yearling, 13-23 months
6. 2 Year Old, 24-36 months
7. Adult
8. Champion, Non-Breeder \*
9. Reserve Champion, Non-Breeder\*

##### Classes: Fiber Llama Halter

10. Male Juvenile
11. Male Yearling
12. Champion Wool Male\*
13. Reserve Champion Wool Male\*
14. Female Juvenile
15. Female Yearling
16. Female 2 Year Old
17. Female Adult
18. Champion Wool Female\*
19. Reserve Champion Wool Female\*

##### Classes: Llama Grand Champion\*

20. Grand Champion Non-Breeder\*
21. Reserve Grand Champion Non-Breeder\*
22. Grand Champion Male\*
23. Reserve Grand Champion Male\*
24. Grand Champion Female\*
25. Reserve Grand Champion Female\*

##### Section: Alpaca Breeds

1. Alpaca Non-Breeder
2. Black Fiber Alpaca
3. Brown Fiber Alpaca
4. White Fiber Alpaca
5. Fawn Fiber Alpaca
6. Other Colored Fiber Alpaca

##### Classes: Alpaca Showmanship

26. Master Showmanship: 14 years of age and over
27. Senior Showmanship: 11-13 years of age, inclusive
28. Junior Showmanship: 9-10 years of age, inclusive
29. Cloverbud Showmanship: 5-7 years of age. Exhibitors must be accompanied by someone 14 years or over who is familiar with showing alpacas. Cloverbuds exhibit as participation only and may not show in any other alpaca classes.

Top Junior, Senior and Master Showmen will be eligible for the Super Showmanship Contest on Saturday, July 13 at 4:00 pm.

##### Classes: Alpaca Non-Breeder Halter

For geldings, vasectomized males, spayed or non-productive females as verified by accompanying registration or veterinarian certificate. These classes are not divided by wool or sex. If fewer than three animals in any age division, ages may be combined.

30. Yearling, 13-23 months
31. 2 Year Old, 24-36 months
32. Adult
33. Champion, Non-Breeder\*
34. Reserve Champion, Non-Breeder\*

##### Classes: Fiber Alpaca Halter

35. Male Juvenile
36. Male Yearling
37. Male 2 Year Old
38. Male Adult
39. Champion Wool Male\*
40. Reserve Champion Wool Male\*
41. Female Juvenile
42. Female Yearling
43. Female 2 Year Old
44. Female Adult
45. Champion Wool Female\*
46. Reserve Champion Wool Female\*

##### Classes: Alpaca Grand Champion\*

47. Grand Champion Non-Breeder\*
48. Reserve Grand Champion Non-Breeder\*
49. Grand Champion Male\*
50. Reserve Grand Champion Male\*
51. Grand Champion Female\*
52. Reserve Grand Champion Female\*

Do not preregister  
for classes marked  
with an (\*).

Do not  
preregister  
for classes  
marked  
with  
an (\*).

## Department K - Llama and Alpaca (continued)

### **Classes: Obstacle Course Performance**

#### **Llama and Alpaca**

- 53. Master: 14 years of age and over
- 54. Senior: 11-13 years of age, inclusive
- 55. Junior: 9-10 years of age, inclusive

### **Classes: Public Relations Llama and Alpaca**

- 56. Master: 14 years of age and over
- 57. Senior: 11-13 years of age, inclusive
- 58. Junior: 9-10 years of age, inclusive

### **Classes: Pack Performance Llama and Alpaca:**

Packs with light weight filler only NO actual weight in pack.

- 59. Master: 14 years of age and over
- 60. Senior: 11-13 years of age, inclusive
- 61. Junior: 9-10 years of age, inclusive

### **Classes: Performance Championship**

#### **Llama and Alpaca\***

- 62. Master Grand Champion: 14 years of age and over\*
- 63. Master Reserve Grand Champion: 14 years of age and over\*
- 64. Senior Grand Champion: 11-13 years of age, inclusive\*
- 65. Senior Reserve Grand Champion: 11-13 years of age, inclusive\*
- 66. Junior Grand Champion: 9-10 years of age, inclusive\*
- 67. Junior Reserve Grand Champion: 9-10 years of age, inclusive\*
- 68. Costume Class

### **Llama and Alpaca Herdsmanship**

**Exhibitors must participate in herdsmanship.**

Exhibitors will be expected to maintain neat and attractive

exhibits during the entire fair week. On a daily basis each youth group and their exhibit area will be judged according to the following criteria:

- Cleanliness, maintenance and arrangement of animals
- Neatness of exhibit area
- Personal appearance and conduct in and out of the show ring
- Work being done by the youth

All animals housed with family animals must be cared for by youth exhibitor and clearly identified as 4-H or FFA exhibits. Exhibitors are strongly encouraged to accomplish all necessary work without major assistance from parents or other adults. Two categories will be judged in herdsmanship: Individual and Group (club, chapter or family). Decide which category your exhibit qualifies for. You may want to be judged with your family or as a club/ chapter exhibit, or you may even decide to go solo! **Exhibitors may only enter one category.** Exhibitors will receive ribbons for first through fifth place. (See pg. 74 for Herdsmanship Rubric)

### **Classes: Llama and Alpaca Herdsmanship**

- 69. **Individual/Group: less than 4 animals**
- 70. **Individual/Group: 4 or more animals**

*The Jefferson County Agricultural Society and Cornell Cooperative Extension Association of Jefferson County are not responsible for errors, omissions and/or unpaid premiums after September 15, 2024. No exceptions.*

**For information on how to enter**

**OPEN competitions at the Jefferson County Fair go to:**

**[www.jeffcofair.org](http://www.jeffcofair.org)**

**for rules, regulations, and entry forms.**



**Jefferson County Youth Fair  
DAIRY ENTRY FORM**

All entries must be turned in to Cornell Cooperative Extension by June 1, 2024.

Name of Exhibitor: \_\_\_\_\_

Address: \_\_\_\_\_  
Street Village/Town State Zip

4-H Club/FFA Chapter: \_\_\_\_\_ Age: \_\_\_\_\_ Grade: \_\_\_\_\_  
(As of Jan. 1, 2024)

**Cloverbud:** [ ] Yes [ ] No

Housed with: \_\_\_\_\_  
Email

Signature 4-H Club/FFA Member Phone

Parent's/Guardian's Name Signature Parent/Guardian

**Please submit a copy of your entry form to the Cornell Cooperative Extension office by June 1, 2024. Please retain a copy of your entry form for your own records.**

**Please use front of form to sign up for classes 31-37 and back of form for all other classes.**

- Class # 31 Cloverbud showmanship
- Class # 32 Junior Showmanship
- Class # 33 Senior Showmanship
- Class # 34 Master Showmanship
- Class # 36 Herdsmanship: Less than 5 Animals
- Class # 37 Herdsmanship: 5 or More Animals
- Lavern Parker Memorial Clipping Contest
- Contest of Champions Clipping Contest
- Ag Promotion Display

# Jefferson County Youth Fair Dairy Entry Form

for open entry form go to: [www.jeffcofair.org](http://www.jeffcofair.org).

**Example:**

Section: Guernsey Class: #2 Class Name: Winter Heifer Calf

Name of Animal: Buddy Animal D.O.B. 2-14-24

Sire: Fred Dam: Mary Owner: H2OFarms

Section: \_\_\_\_\_ Class: \_\_\_\_\_ Class Name: \_\_\_\_\_

Name of Animal: \_\_\_\_\_ Animal D.O.B.: \_\_\_\_\_

Sire: \_\_\_\_\_ Dam: \_\_\_\_\_ Owner: \_\_\_\_\_

Section: \_\_\_\_\_ Class: \_\_\_\_\_ Class Name: \_\_\_\_\_

Name of Animal: \_\_\_\_\_ Animal D.O.B.: \_\_\_\_\_

Sire: \_\_\_\_\_ Dam: \_\_\_\_\_ Owner: \_\_\_\_\_

Section: \_\_\_\_\_ Class: \_\_\_\_\_ Class Name: \_\_\_\_\_

Name of Animal: \_\_\_\_\_ Animal D.O.B.: \_\_\_\_\_

Sire: \_\_\_\_\_ Dam: \_\_\_\_\_ Owner: \_\_\_\_\_

Section: \_\_\_\_\_ Class: \_\_\_\_\_ Class Name: \_\_\_\_\_

Name of Animal: \_\_\_\_\_ Animal D.O.B.: \_\_\_\_\_

Sire: \_\_\_\_\_ Dam: \_\_\_\_\_ Owner: \_\_\_\_\_

Section: \_\_\_\_\_ Class: \_\_\_\_\_ Class Name: \_\_\_\_\_

Name of Animal: \_\_\_\_\_ Animal D.O.B.: \_\_\_\_\_

Sire: \_\_\_\_\_ Dam: \_\_\_\_\_ Owner: \_\_\_\_\_

Section: \_\_\_\_\_ Class: \_\_\_\_\_ Class Name: \_\_\_\_\_

Name of Animal: \_\_\_\_\_ Animal D.O.B.: \_\_\_\_\_

Sire: \_\_\_\_\_ Dam: \_\_\_\_\_ Owner: \_\_\_\_\_

## Jefferson County Youth Fair BEEF ENTRY FORM

All entries must be turned in to Cornell Cooperative Extension by June 1, 2024.

Name of Exhibitor: \_\_\_\_\_

Address: \_\_\_\_\_  
Street Village/Town State Zip

4-H Club/FFA Chapter: \_\_\_\_\_ Age: \_\_\_\_\_ Grade: \_\_\_\_\_  
(As of Jan. 1, 2024)

**Cloverbud:**  Yes  No

Housed with: \_\_\_\_\_ Email: \_\_\_\_\_

Signature 4-H Club/FFA Member \_\_\_\_\_ Phone: \_\_\_\_\_

Parent's/Guardian's Name \_\_\_\_\_ Signature Parent/Guardian \_\_\_\_\_

**Please submit a copy of your entry form to the Cornell  
Cooperative Extension office and retain a copy of your  
entry form for your own records.**

**Example:**

Section: Hereford Class: #11 Class Name: 2 year old cow

Name of Animal: \_\_\_\_\_ Marigold Animal D.O.B.: 01/17/22

Sire: \_\_\_\_\_ Fred Dam: \_\_\_\_\_ Mary Owner: \_\_\_\_\_ H2O Farms

Section: \_\_\_\_\_ Class: \_\_\_\_\_ Class Name: \_\_\_\_\_

Name of Animal: \_\_\_\_\_ Animal D.O.B.: \_\_\_\_\_

Sire: \_\_\_\_\_ Dam: \_\_\_\_\_ Owner: \_\_\_\_\_

Section: \_\_\_\_\_ Class: \_\_\_\_\_ Class Name: \_\_\_\_\_

Name of Animal: \_\_\_\_\_ Animal D.O.B.: \_\_\_\_\_

Sire: \_\_\_\_\_ Dam: \_\_\_\_\_ Owner: \_\_\_\_\_

Section: \_\_\_\_\_ Class: \_\_\_\_\_ Class Name: \_\_\_\_\_

Name of Animal: \_\_\_\_\_ Animal D.O.B.: \_\_\_\_\_

Sire: \_\_\_\_\_ Dam: \_\_\_\_\_ Owner: \_\_\_\_\_

Section: \_\_\_\_\_ Class: \_\_\_\_\_ Class Name: \_\_\_\_\_

Name of Animal: \_\_\_\_\_ Animal D.O.B.: \_\_\_\_\_

Sire: \_\_\_\_\_ Dam: \_\_\_\_\_ Owner: \_\_\_\_\_

## Jefferson County Youth Fair Llama/Alpaca ENTRY FORM

All entries must be turned in to Cornell Cooperative Extension by June 1, 2024.

Name of Exhibitor: \_\_\_\_\_

Address: \_\_\_\_\_  
Street
Village/Town
State
Zip

4-H Club/FFA Chapter: \_\_\_\_\_ Age: \_\_\_\_\_ Grade: \_\_\_\_\_  
(As of Jan. 1, 2024)

**Cloverbud:**  Yes  No

\_\_\_\_\_ Email

\_\_\_\_\_  
Signature 4-H Club/FFA Member

\_\_\_\_\_ Phone

\_\_\_\_\_  
Parent's/Guardian's Name

\_\_\_\_\_  
Signature Parent/Guardian

**Please submit one entry form per species to the Cornell Cooperative Extension office  
and retain a copy of your entry form for your own records.**

Please identify which species will be exhibited:      **Llama:** \_\_\_\_\_      **Alpaca:** \_\_\_\_\_

Department	Section	Class	Name of Class	Birth Date	ID # Tattoo
<b>Ex: A</b>	<b>2) Light Fiber Llama</b>	<b>6</b>	<b>Male 2 year old</b>	<b>2/14/2022</b>	<b>4-H</b>

Entry forms are due to the Cornell Cooperative Extension office by June 1, 2024 at 203 N. Hamilton St., Watertown, NY 13601.

## Jefferson County Youth Fair Goat / Sheep / Swine ENTRY FORM

All entries must be turned in to Cornell Cooperative Extension by June 1, 2024.

Name of Exhibitor: \_\_\_\_\_

Address: \_\_\_\_\_  
Street
Village/Town
State
Zip

4-H Club/FFA Chapter: \_\_\_\_\_ Age: \_\_\_\_\_ Grade: \_\_\_\_\_  
(As of Jan. 1, 2024)

**Cloverbud:** [ ] Yes [ ] No

\_\_\_\_\_  
Email

\_\_\_\_\_  
Phone

\_\_\_\_\_  
Parent's/Guardian's Name

\_\_\_\_\_  
Signature Parent/Guardian

Please submit one entry form per species to the Cornell Cooperative Extension office and retain a copy of your entry form for your own records.

**Please identify which species will be exhibited and how many of each:**

**Goat:** \_\_\_\_\_ **Sheep:** \_\_\_\_\_ **Swine:** \_\_\_\_\_

*For goats, please specify whether meat or dairy animal*

Department	Section	Class	Description	Birth Date	Lactation Date (Goat Only)	ID# Tattoo ID# Ear tag
Ex: F	Market Goats	5	Light Weight Market Goat	2/10/2024	N/A	4-H

**How many pens will you need?** \_\_\_\_\_

**Jefferson County Youth Fair**  
**Rabbit / Cavy / Poultry ENTRY FORM**

All entries must be turned in to Cornell Cooperative Extension by June 1, 2024.

Name of Exhibitor: \_\_\_\_\_

Address: \_\_\_\_\_  
Street
Village/Town
State
Zip

4-H Club/FFA Chapter: \_\_\_\_\_ Age: \_\_\_\_\_ Grade: \_\_\_\_\_  
(As of Jan. 1, 2024)

**Cloverbud:** [  ] Yes [  ] No

\_\_\_\_\_  
 Email

\_\_\_\_\_  
 Signature 4-H Club/FFA Member

\_\_\_\_\_  
 Phone

\_\_\_\_\_  
 Parent's/Guardian's Name

\_\_\_\_\_  
 Signature Parent/Guardian

Please submit one entry form per species to the Cornell Cooperative Extension office  
 and retain a copy of your entry form for your own records.

**Please identify which species will be exhibited and how many of each:**  
*(this will help us know how many cages to get)*

**Rabbit:** \_\_\_\_\_      **Cavy:** \_\_\_\_\_      **Poultry:** \_\_\_\_\_

Department	Section/Breed	Class	Description	ID # Leg Band / Tattoo
Ex. G	Waterfowl , Old Drake	1	Cloverbud Showmanship	4-H

Entry forms are due to the Cornell Cooperative Extension office by June 1, 2024 at 203 N. Hamilton St., Watertown, NY 13601.

# Jefferson County Youth Fair Horse Show ENTRY FORM

All entries must be turned into Cornell Cooperative Extension by June 1, 2024.

Name of Exhibitor: \_\_\_\_\_

Address: \_\_\_\_\_  
Street
Village/Town
State
Zip

4-H Club/FFA Chapter: \_\_\_\_\_ Age: \_\_\_\_\_ Grade: \_\_\_\_\_  
(As of Jan. 1, 2024)

Animal's Name \_\_\_\_\_

Email \_\_\_\_\_

Signature 4-H Club/FFA Member \_\_\_\_\_

Phone \_\_\_\_\_

Parent's/Guardian's Name \_\_\_\_\_

Signature Parent/Guardian \_\_\_\_\_

**Please submit entry form to the Cornell Cooperative Extension office  
and retain a copy of your entry form for your own records.**

**PLEASE IDENTIFY:** [ ] JUNIOR RIDER (13 & under) [ ] SENIOR RIDER (14 & over) [ ] PONY

Department	Section	Class No.	Description
Ex. J	Junior	73	Junior Texas T Barrels

Entry forms are due to the Cornell Cooperative Extension office by June 1, 2024, at 203 N. Hamilton St., Watertown, NY 13601.

## Jefferson County Youth Fair Dog Show ENTRY FORM

All entries must be turned in to Cornell Cooperative Extension by June 1, 2024.

Name of Exhibitor: \_\_\_\_\_

Address: \_\_\_\_\_  
Street
Village/Town
State
Zip

4-H Club/FFA Chapter: \_\_\_\_\_ Age: \_\_\_\_\_ Grade: \_\_\_\_\_  
(As of Jan. 1, 2024)

Animal's Name \_\_\_\_\_

Email \_\_\_\_\_

Signature 4-H Club/FFA Member \_\_\_\_\_

Phone \_\_\_\_\_

Parent's/Guardian's Name \_\_\_\_\_

Signature Parent/Guardian \_\_\_\_\_

**Please submit entry form to the Cornell Cooperative Extension office  
and retain a copy of your entry form for your own records.**

Department	Section	Class	Description
Ex: I	Cloverbud	6	Beginner Novice A

**Entry forms are due to the Cornell Cooperative Extension office by June 1, 2024 at 203 N. Hamilton St., Watertown, NY 13601.**



**Jefferson County Youth Fair  
Herdsmanship ENTRY FORM**

All entries must be in to Cornell Cooperative Extension by June 1, 2024.

Name of Exhibitor(s): \_\_\_\_\_

Address: \_\_\_\_\_

Street

Village/Town

State

Zip

4-H Club/FFA Chapter: \_\_\_\_\_ Age: \_\_\_\_\_ Grade: \_\_\_\_\_  
(As of Jan. 1, 2024)

**Cloverbud:** [ ] Yes [ ] No

\_\_\_\_\_ Email

\_\_\_\_\_ Signature 4-H Club/FFA Members

\_\_\_\_\_ Phone

\_\_\_\_\_ Parent's/Guardian's Name

\_\_\_\_\_ Signature Parent/Guardian

**Please submit one entry form per species to the Cornell Cooperative Extension office and retain a copy of your entry form for your own records.**

Name (s)	# of Animals	Animal Species	Competing as Individual or Group*
Ex: Chris Clover, Joe Smith, Betty Jones*	5	dairy	group

Entry forms are due to the Cornell Cooperative Extension office by June 1, 2024 at 203 N. Hamilton St., Watertown, NY 13601.

# Jefferson County Fair Youth Herdsmanship Scorecard

**Exhibitor(s):** \_\_\_\_\_

**Species type and # of animals:** \_\_\_\_\_

	Tues	Wed	Thurs	Fri	Sat	TOTAL
<b>Care of animals</b>						
Animal beds, stalls and pens should be clean and manure free.						
Animals should be clean and healthy in appearance.						
Animals should have access to feed and clean water.						
<b>Preparation &amp; care of exhibit area</b>						
Display exhibit should be neat, tidy and signage should be easy to read.						
Name sign with youth organization logo (clover, emblem, etc.) for each animal.						
Aisles should be clean and free of manure, straw bedding, debris, etc.						
Feed and equipment stored neatly.						
<b>Exhibitor</b>						
Present and doing their own work.						
Youth should interact with the public, be alert and responsive to their questions and inquiries.						
<b>Promotion of positive youth organization membership</b>						
Youth organization logo is prominently displayed on the exhibit/display.						
Youth exhibit positive youth development skills such as cooperation, responsibility, initiative, leadership and a positive attitude in their work and interactions with the public.						
<b>Evaluation Scale:</b> 5= Excellent- all criteria is met and/or exceeded, 4= Above Average- all criteria were mostly met, 3= Average- most criteria were met at an acceptable level, however improvements can be made, 2= Poor-most criteria in categories were not met, 1=Unacceptable-blatant disregard for all criteria						

\*Please refrain from judging during show times\*

**Show Schedule: Wednesday July 10th:** 9am Dairy Show (Youth), 10am Poultry Show (Youth & Open)

**Thursday July 11th:** 9am Dairy Show (Open), 9:30am Sheep Show, 11am Meat Goat Show, 11:30am Dairy Goat Show

**Friday July 12th:** 3pm Swine Show, 4pm Beef Show

**Saturday July 13th:** 9am Holstein Show





**Cornell Cooperative Extension of Jefferson County  
Youth Development  
Youth Fair Volunteer**  
Youth OR Adult  
(Please check one of the above.)



Name: \_\_\_\_\_ Years in 4-H: \_\_\_\_\_  
 4-H Club/Independent: \_\_\_\_\_ Age (youth): \_\_\_\_\_  
 Home Phone: \_\_\_\_\_ Work Phone: \_\_\_\_\_  
 Email: \_\_\_\_\_

Please check the days and times you would be willing to help out:

Times	Tues.	Wed.	Thurs.	Fri.	Sat.	Sun.
10:00 am-12:00 pm						
12:00 pm-2:00 pm						
2:00 pm-4:00 pm						
4:00 pm-6:00 pm						
6:00 pm-8:00 pm						
8:00 pm-9:00 pm						

As a 4-H youth/adult volunteer I agree to follow the 4-H Youth Development code of conduct and work where the 4-H staff can best use my help for that day and time. I will sign in and out at the 4-H information booth. If I cannot make the times and days that I sign up for I will call the fair office as soon as possible to alert the 4-H staff. I will work at least two hours at a time. I am responsible for my own meals, snacks, drinks, and spending money. \*\*I am responsible for paying my way onto the fairgrounds.\*\* Youth: I agree to stay within my volunteer area unless I have notified an adult in charge. If I misbehave I may have to forfeit my premiums.

Duties to include: Assisting 4-H staff in conducting 4-H activities with kids; assisting with questions regarding 4-H and distributing informational handouts.

\_\_\_\_\_  
 4-H Youth / Adult Volunteer Signature Date

\_\_\_\_\_  
 Parent / Guardian Signature Date

**Please return by June 1, 2024 to:**

**Cornell Cooperative Extension of Jefferson County  
 203 N. Hamilton Street, Watertown, NY 13601  
 Phone: 315-788-8450**

**Entry forms are due to the Cornell Cooperative Extension office by June 1, 2024 at 203 N. Hamilton St., Watertown, NY 13601.**

**Jefferson County Youth Fair  
Club/Chapter Booth Exhibit Banner  
ENTRY FORM**

Name of Club/Chapter: \_\_\_\_\_

Name of Club Leader: \_\_\_\_\_

Address: \_\_\_\_\_  
Street
City
State
Zip

Signature 4-H Club/FFA Leader \_\_\_\_\_

Email \_\_\_\_\_

Phone \_\_\_\_\_

**Please submit entry form to the Cornell Cooperative Extension office  
and retain a copy of your entry form for your own records.**

<b>OFFICE USE ONLY</b>	<b>Section</b>	<b>Class</b>	<b>Complete description must be copied from fair book. Use separate line for each entry.</b>
<i><u>EXAMPLE</u></i>	2	205	Club Promotional Banner